



Note Names in the Treble

by Beatrice Wilder

Contents

Worksheet 1	Music Basics Completing note names inside large pretend notes.
Worksheet 2	Find the Letters Filling in large pretend notes. Supply the missing notes.
Worksheet 3	Tracing C Getting to know where the three Cs are
Worksheet 4	Wherever there's a C you find an ACE Tracing and drawing A C E in different positions on the staff.
Worksheet 5	Tricky Scramble Solving an unusual 'scrambled letters' puzzle.
Worksheet 6	Solve This! Puzzle. Extra notes have been written in to make up a 'missing' phrase.
Worksheet 7	Something Fishy A secret code to decipher.
Worksheet 8	Match Them Up Draw lines between groups of letters and notes.
Worksheet 9	Animal Instinct Crossword - find and fill in the missing letters.
Worksheet 10	Giant X-Word The notes are given as the clues to the crossword. A real teaser.
Worksheet 11	No-Word Search A bit tricky. Find combinations of the letters A to G.
Worksheet 12	Hidden Story A story with letters missing. The clues are given as notes.
Worksheet 13	Crazy - Maze How many notes have paths leading to their letter names?
Worksheet 14	Word Search How many words can you find? Write them as words and as notes.
Worksheet 15	Octaves and Anagrams Re-arrange words and re-write them one octave lower.
Worksheet 16	Word Exchange Re-write words using notes on lines or in spaces as required.
Worksheet 17	Colourama! Following instructions, tracing and colouring specific notes.
Worksheet 18	Scrambled Words Unscramble letters to form words, then fit them with notes or write as notes.
Worksheet 19	Around the World Use note names and scrambled letters to discover names of countries and cities.
Worksheet 20	Quiz Multiple choice. Notes are given. Tick the correct words.
Worksheet 21	The Prize Complete the names of animals and the name of the 'prize' using note names.
Worksheet 22	Competition Two teddies have a collection of letters. How many words can be formed?
Worksheet 23	Secret Code Crack the secret code to solve the multiple choice quiz.
Worksheet 24	Amazing Finding paths through a maze. Use coloured lines to link up words.
Worksheet 25	Information Sheet Names of all the notes used in these worksheets.

Copyright © Beatrice Wilder 2003

Published in 2003 by **Music Fun**

19 Millyard Lane Katoomba 2780

P.O. Box 342 Katoomba 2780

Phone: 0438 439 984

(02) 4782 3073

Email: info@musicfun.net.au

Web: www.musicfun.net.au

Please feel free to contact us with any questions about the copying and use of our worksheets in your school as well as information about Australia's current copyright provisions governing educational institutions.

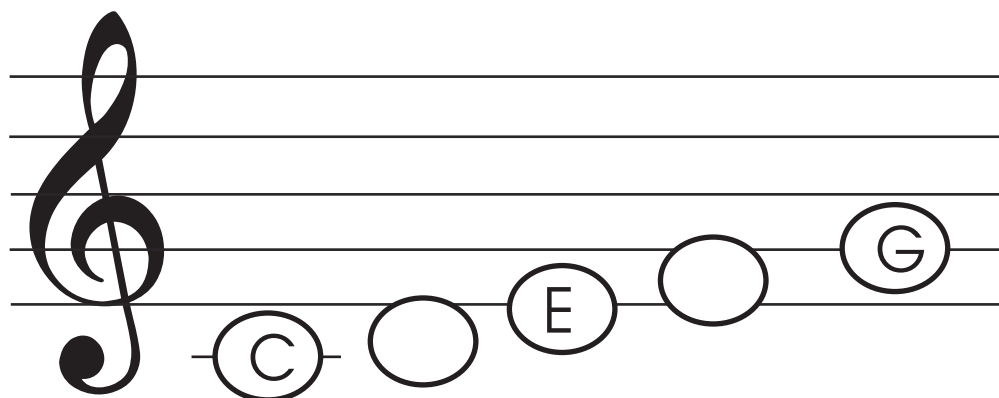
Nearly all of our schools have licenses allowing them to copy and communicate material from our worksheets. If in doubt, please ask us.



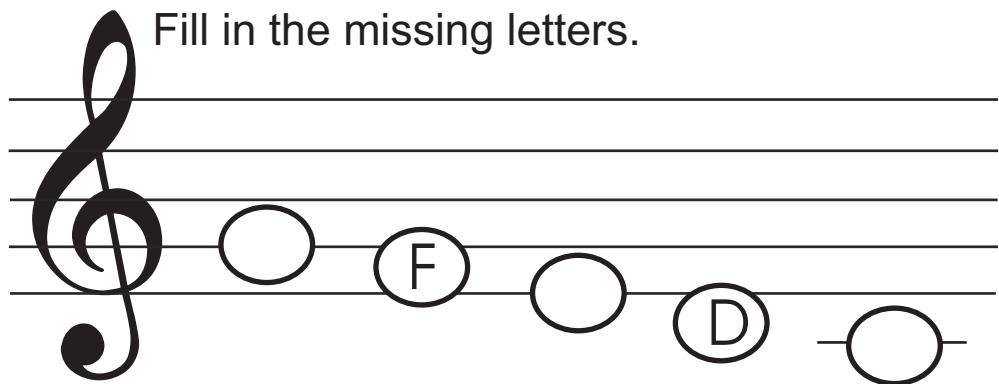
Note Names in the Treble
Sheet 1

Name

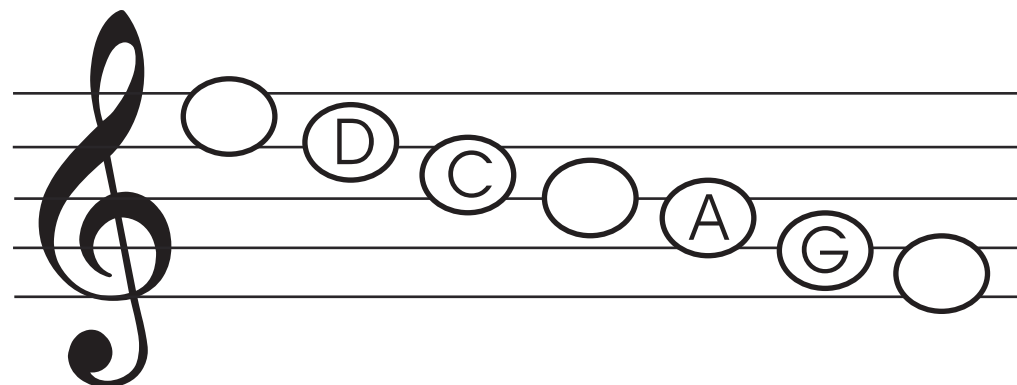
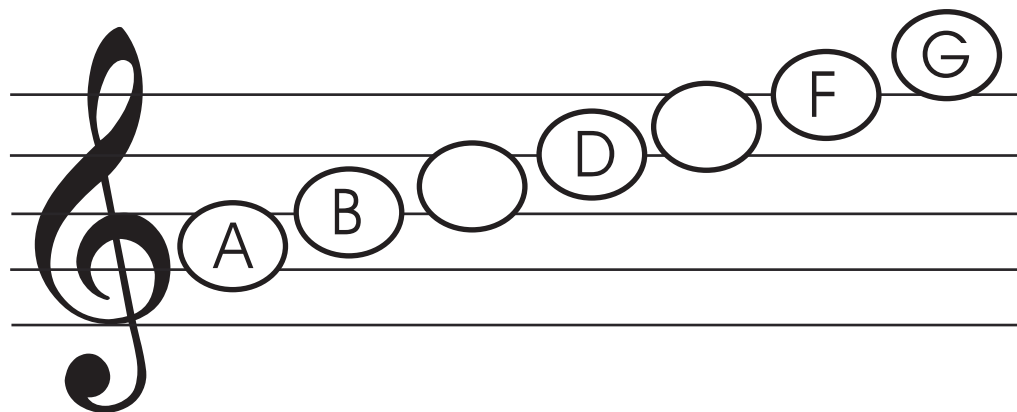
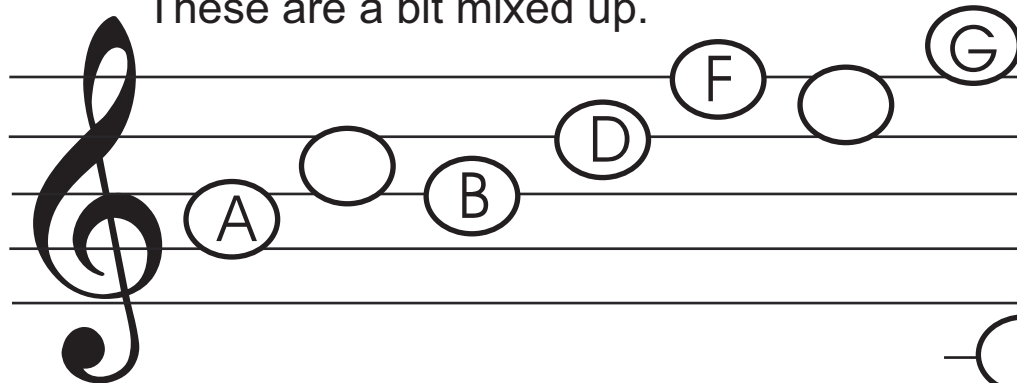
Music Basics



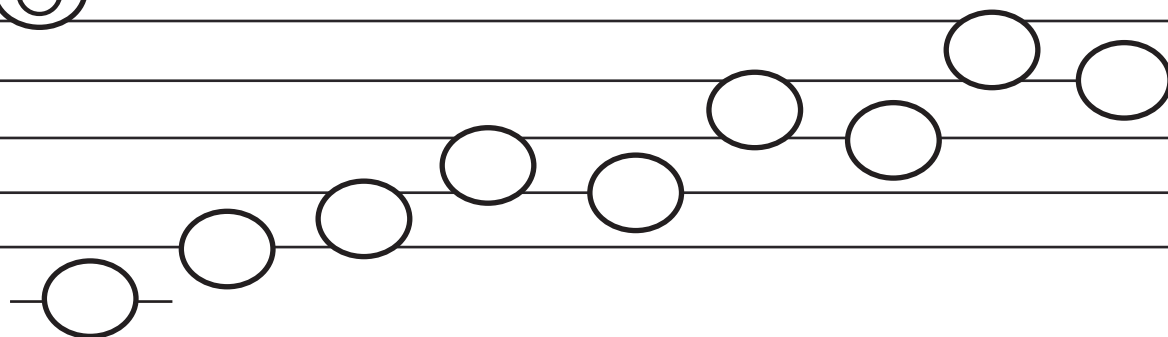
Fill in the missing letters.



These are a bit mixed up.



Can you write all the letters in?

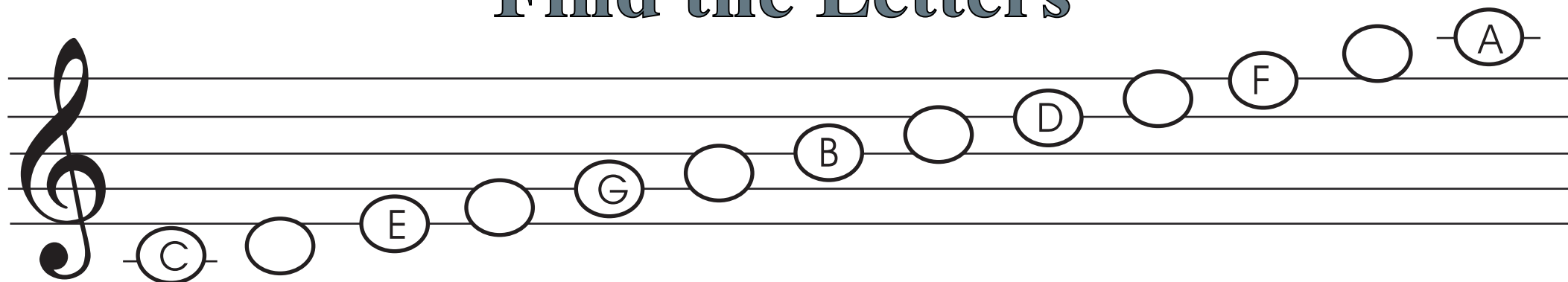




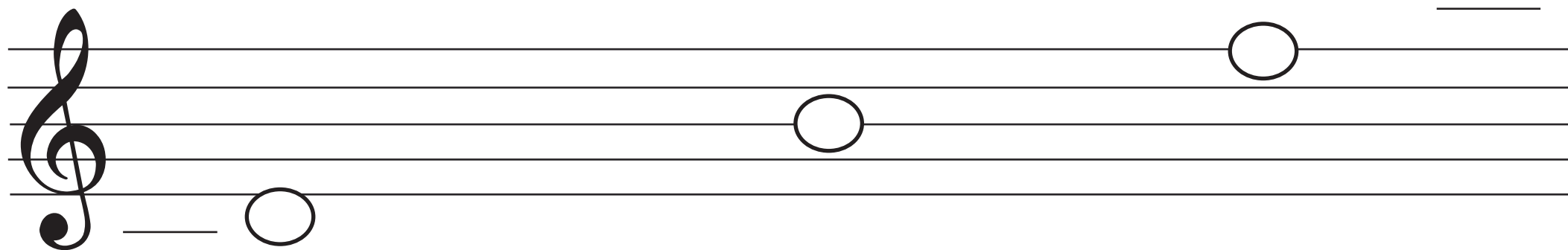
Note Names in the Treble
Sheet 2

Name

Find the Letters



Fill in the missing letters.



Fill in the missing letters above.

(F) (A) (E) (C) (C) (A) (D) (E) (G) (G)

Can you place these notes where they belong? Cross each one out as you use it.



Tracing C

[illegible]

Circle notes that are Cs:



A musical staff with a treble clef, divided into four measures. The first three measures are empty. The fourth measure contains a C major scale from C4 to C5, with notes on the lines and spaces: C4 (first line), D4 (first space), E4 (second line), F4 (second space), G4 (third line), A4 (third space), B4 (fourth line), and C5 (fourth space). The notes are: C4, D4, E4, F4, G4, A4, B4, C5.

Draw C in a space

Draw Middle C


Draw three Cs




Note Names in the Treble
Sheet 4

Name


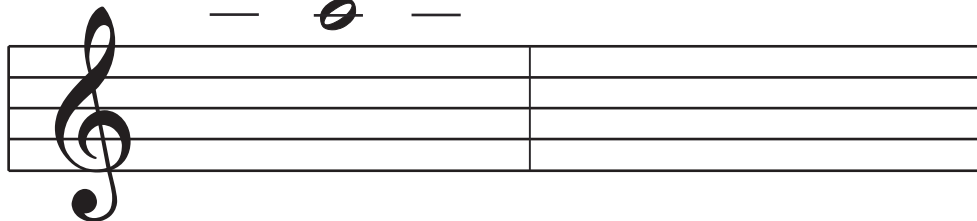

Wherever there's a C you can find an ACE



Trace the notes to complete these ACEs. Name the notes.



These ACEs are jumbled up. Draw them again with the notes in their correct orders.



Circle the A, the C and the E



Tricky Scramble

To find the answers, you will need to unscramble the letters. We have left out all the letters from A to G and placed them on the staves to the right. They are in the correct order, so you will only need to add them to the other letters, once you have arranged them correctly.

Another name for a tune

A piece of music is divided into

A musical sound that frogs make

At the start of our music is a treble

A quarter note is also called a

Music notes are written on a

This word means 'loud'

A group of musicians form an

This word means to play smoothly

A geometric percussion instrument

A deep sounding voice is a

Large member of the violin family

A style of jazz

Brass instrument, shaped like a trumpet

lyom

rs

ork

l

troth

st

rot

shortr

lot


tirnl

rothin

souls

lixin

ul






Solve This!

Check these Notes. Each word has one extra letter. Write the correct words under the notes.
(All the words are in the middle of the page, in mixed order.)

Write all the extra letters in the middle. They spell the answer to the riddle.



Baggage

Deed

Badge

Beef

Bagged

Cadge

Fade

Cafe

Decade

Faced










Babe

Bead



What dad found in a nest in the old bird cage in the attic.

— — — — — — — — — —





Note Names in the Treble Sheet 7

Name







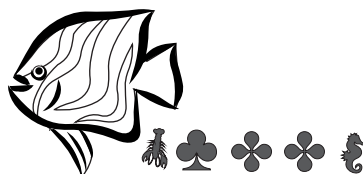








Something Fishy

Each fish has a name. The names are written in code.
They are also written on the staves.
See if you can crack the code and name the fishes.

Secret Code






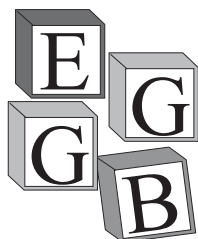


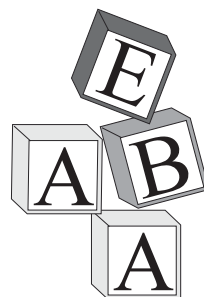




--	--	--	--	--	--	--





Match Them Up

Use lines to join each group of blocks with a matching group of notes.






Animal Instinct

You will need to complete the words for this crossword puzzle by filling in the missing letters using the notes on the staff at the bottom of the page. Use each note only once. Cross out the notes as you use them. The notes left over spell an animal name.

Across

6. _ o _
8. _ i s h
9. _ m u
10. K _ n _ _ r o o
11. M i _ _
12. P i _
14. _ l _ p h _ n t
15. H _ r _
19. _ i r _ _ _ _
21. _ _ l _ h
22. P _ n t h _ r
24. H i n _
25. _ _ m _ l



Down

1. S n _ k _
2. _ i s o n
3. S h _ _ p
4. _ n u
5. _ o r i l l _
6. _ i n o s _ u r
7. _ o _ t
13. _ h _ _ t _ h
16. _ o l p h i n
17. L i z _ r _
18. T i _ _ r
19. _ o a n n _
20. _ p _
23. _ l _ _



The other animal name is: _ _ _ _ _ r












Note Names in the Treble
Sheet 10





Name

Giant X-Word

Across



Down

















Note Names in the Treble Sheet 11

Name

No-Word Search

This one is really tricky. There are no words to find. You are looking for the exact combinations and the exact orders of the letters A to G as shown by the notes below. Remember that the notes and the letters need to be in exactly the same order as each other.


F	V	Y	C	B	A	C	B	A	D	B	X	J	D
G	E	Y	L	B	A	A	A	A	J	I	G	D	B
F	Q	D	K	U	B	K	B	E	D	F	A	D	E
G	X	F	C	C	D	D	Z	E	S	Q	E	X	P
F	E	F	D	B	A	T	F	Y	C	U	G	I	B
G	H	E	I	B	A	D	U	N	M	R	P	V	T
F	F	D	F	R	E	A	G	F	R	C	H	Z	U
G	D	C	V	F	S	C	V	C	O	F	G	Y	B
N	A	C	F	I	G	C	Z	N	A	V	O	C	N
R	A	B	Q	B	T	G	K	G	C	Z	X	A	E
N	T	C	G	K	R	M	D	E	S	O	I	T	K
Y	O	N	E	A	U	F	T	T	V	V	B	M	X
T	A	N	N	I	B	O	N	A	C	J	A	H	I






Hidden Story


Some of the letters A B C D E F and G have been left out of this story. You can find them in the proper order on the staves below. See if you can fill them in. Use a very sharp pencil and write neatly.



H _ n r y P u r _ _ l l w _ s _ o r n i n _ n _ l _ n _ . H _ _ o m p o s _ _



_ o r t h _ _ h u r _ h , t h _ k i n _ _ n _ t h _ s t _ _ _ . H _ _ n _ h i s w i _ _ _ r _ n _ _ s




h _ _ s i x _ h i l _ r _ n _ u t t h r _ _ o f t h _ m _ i _ _ _ n _ H _ n r y _ i _ _ y o u n _ .



Crazy - Maze




Do all the notes have paths leading to their names? How many paths can you find? Using coloured pencils will help. Number:
You may enter anywhere you like on the outside edge. There has to be a clear path between notes and note names.










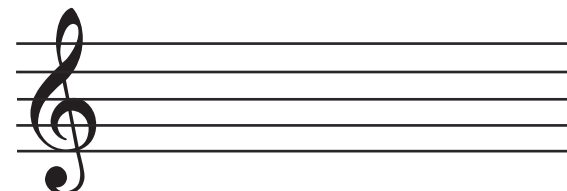


Word Search

How many words can you find here? As you find a word, circle it, and then write it under one of the staves. Then, using semibreves, minims or crotchets, draw the notes for each of the letters in the correct places. You must find at least six words containing five letters or more. No words of less than three letters will be accepted.



C	D	A	E	C	F	D	D	E	C	A	F	D	C	
A	E	E	E	F	B	A	B	E	A	G	A	G	A	B
B	F	D	F	F	A	C	D	G	E	C	B	F	E	A
B	A	E	E	A	G	A	E	G	B	D	E	B	B	D
A	C	B	E	C	C	D	D	D	E	D	A	F	E	D
G	E	B	B	E	C	E	G	D	A	B	E	G	A	D
E	D	A	A	D	E	A	D	A	E	E	G	A	G	N
F	D	D	E	C	O	O	I	H	L	D	L	E	F	C
E	A	F	A	D	E	M	C	D	E	D	A	B	E	V
E	D	C	M	E	E	T	I	S	E	A	G	E	E	N
D	D	A	G	C	F	A	D	G	H	B	K	E	B	D





Octaves and Anagrams

The notes below form words. Find out what the words are and write them on the dotted lines.
Then re-arrange the letters to form five new words. Write them in notes on the staves to the right.
Write all the notes one octave lower than those on the left side of the sheet.

Five musical staves on the left, each containing a sequence of notes. Below each staff is a dotted line for writing the word formed by the notes.

Staff 1: G4, A4, B4, C5
Staff 2: D4, E4, F4, G4
Staff 3: A3, B3, C4, D4, E4
Staff 4: F3, G3, A3, B3, C4
Staff 5: D3, E3, F3, G3, A3



Five musical staves on the right, each containing a sequence of notes. Below each staff is a dotted line for writing the word formed by the notes.

Staff 1: G4, A4, B4, C5
Staff 2: D4, E4, F4, G4
Staff 3: A3, B3, C4, D4, E4
Staff 4: F3, G3, A3, B3, C4
Staff 5: D3, E3, F3, G3, A3





Word Exchange


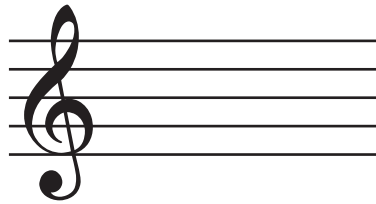
These words are made up of notes written in spaces.
Can you figure out what the words are,
and then write them again, using only notes that are on lines?





The word is:




The word is:




The word is:



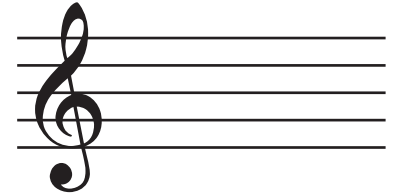
The word is:





These words are made up of notes written on lines.
Can you figure out what the words are,
and then write them again, using only notes that are in spaces?





The word is:




The word is:



The word is:



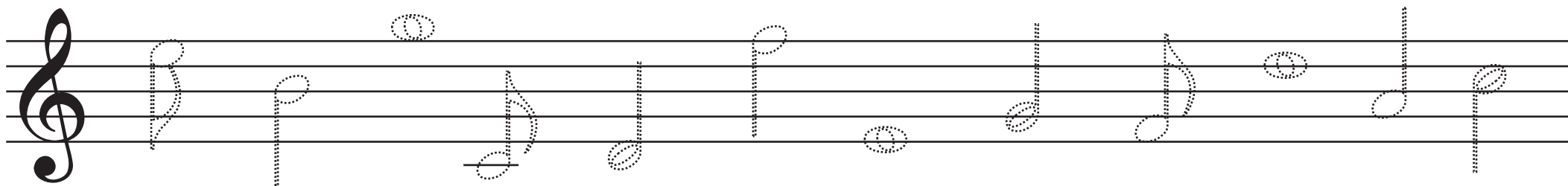
The word is:





Colourama!


Use your coloured pencils and follow the instructions.



INSTRUCTIONS - trace and colour these notes:


Quavers, E in a space, dark blue
Crotchets, F on a line, light green
Semibreves, G in a space, pink
Minims, D in a space, orange
Quavers, C on a line, grey
Crotchets, A in a space, dark green
Semibreves, E on a line, brown
Minims, C in a space, purple
Quavers, F in a space, yellow
Crotchets, B on a line, light blue
Semibreves, D on a line, black
Minims, G on a line, red

Tiny Test



Draw a circle around:
A on a line if it is a semibreve
F in a space if it is a Quaver

Draw a square around:
D if it is a space note and a crotchet
G on a line if it is a minim









Scrambled Words

Unscramble the words from the boxes in the middle of the page. Supply the words or the notes to complete each box correctly.

Draw a line connecting the matching boxes as you complete each one.



E B
D A

E D
D E

E G
E G

A D
B

G
D E

A E
D F D

E B
E







B G
D A E

D A
F

A C
E F

E D
C E


E A
G






Around the World


Each set of notes and letters, when unscrambled, spells the name of a country or major city of the world.




Y_M N_R




H_N I_R U




U_K N_L




N_I N_L




N_R L_N




I_R




N




I_N T_R T




R_N



L_O R_N



N_R I_T N




H

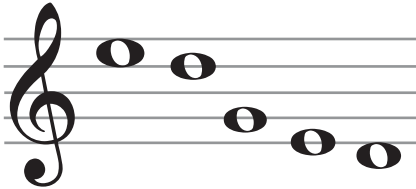


QUIZ (tick the correct word)


- ☐ badge
- ☐ cadge
- ☐ faded




- ☐ faced
- ☐ edged
- ☐ added




- ☐ deed
- ☐ feed
- ☐ bead




- ☐ egged
- ☐ faced
- ☐ added




- ☐ bed
- ☐ dab
- ☐ bad




- ☐ bade
- ☐ gage
- ☐ feed




- ☐ gage
- ☐ babe
- ☐ bebe




- ☐ fade
- ☐ face
- ☐ bade



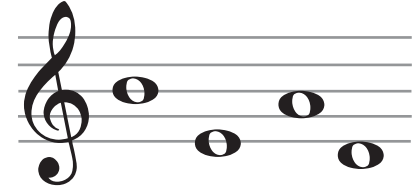
- ☐ add
- ☐ ade
- ☐ abe




- ☐ dab
- ☐ age
- ☐ egg




- ☐ bead
- ☐ bade
- ☐ feed




- ☐ cad
- ☐ cab
- ☐ ade



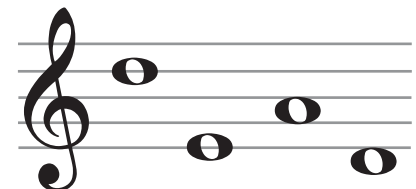
- ☐ ace
- ☐ egg
- ☐ dab



- ☐ face
- ☐ fade
- ☐ cage



- ☐ bead
- ☐ dead
- ☐ bade






The Prize

All these animals competed in a beauty contest. The winner received a prize.


Cross out the letters needed to complete the animal names as you find them. The remaining letters spell out what the prize was.



_ o _



r _ _ _ i t




p i _




_ _ t



k _ n _ _ r o o




The Prize is a M _ _ _ L




_ o _ t



_ r o _



_ o x



_ u _ k




_ _ m _ l



Competition

Which teddy can make the most words? Use each letter only once and each word only once.
(Cross out the letters as you use them)



The winner is

.....



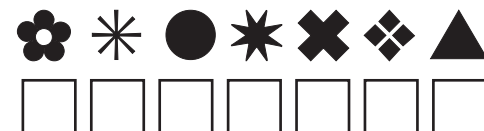
Note Names in the Treble Sheet 23

Secret Code

Look carefully . . . there are clues!

Name

Can you crack the
Secret Code?



□ ✕*◆*●*
□ ●*✕*◆*
□ ◆*▲▲*●

□ ◆*▲*●
□ *◆◆*●
□ *●▲*●

□ ✕*●*
□ *▲*●
□ ◆*●*

□ ✕*◆
□ *●*
□ ✕**

□ ▲*◆
□ *◆*
□ ▲**

□ ◆**✕
□ ✕*●*
□ ◆*✕*

□ ✕*✕*
□ ◆**●
□ ●**✕

□ ●**●
□ ◆*◆*
□ ●*◆*

□ ●*◆
□ ✕*▲
□ ▲*▲

□ ✕*●
□ ◆*▲
□ ◆*▲

□ *▲*
□ ◆*●
□ ✕*●

□ ◆**
□ *▲▲
□ *●●

□ ◆*●*
□ ✕*◆*
□ ●**●

□ *◆*●
□ ▲*▲*
□ *●▲*


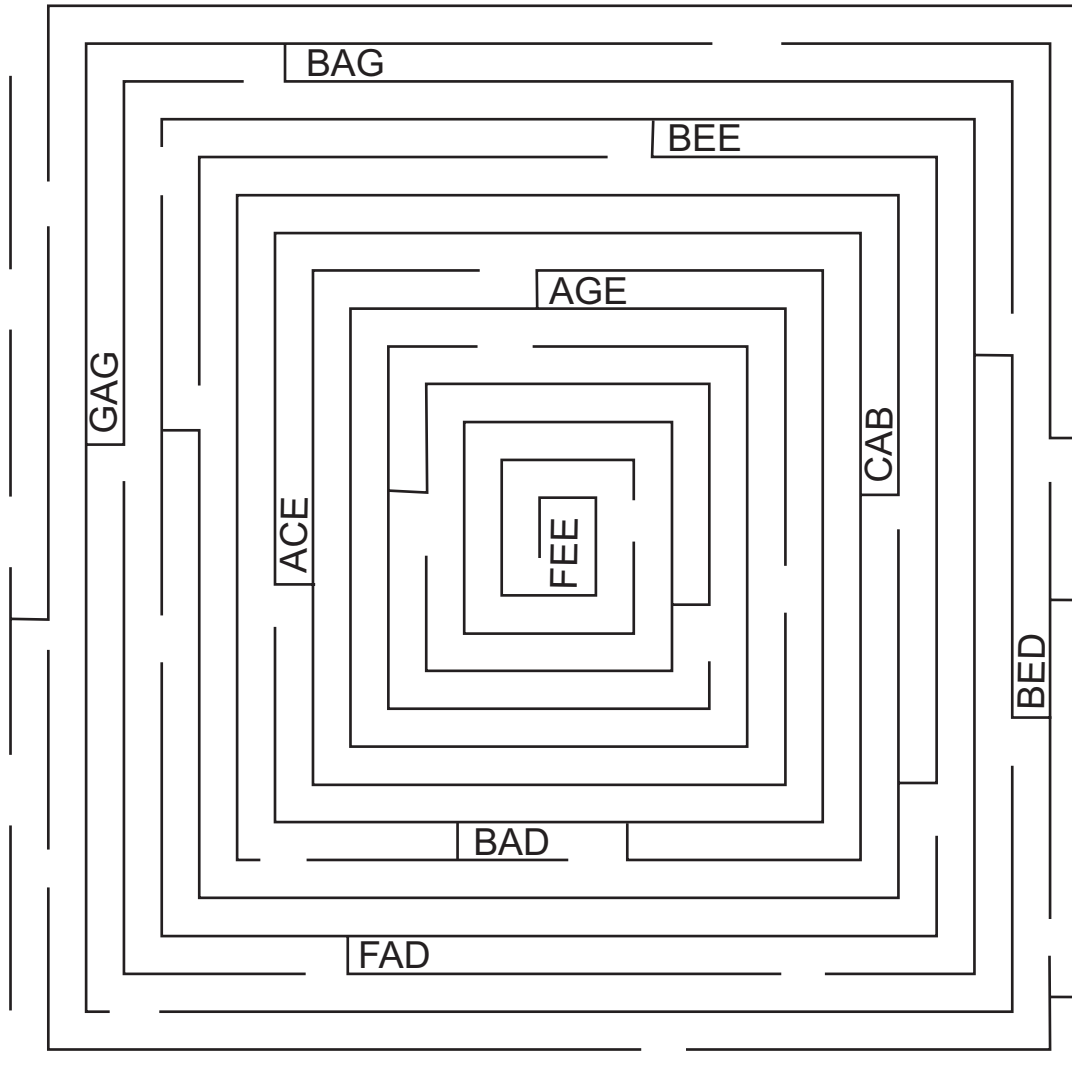



Note Names in the Treble
Sheet 24

Name

Amazing


Draw different coloured paths to link up the words.






Note Names in the Treble Sheet 25


Basic Information



Every **G**ood **B**oy **D**eserves **F**ruit



A **C** **E**




F **A** **C** **E**



Four **G**irls **A**nd **B**oys



C **D** **E**



The notes used in this worksheet are:



semibreve (or whole note)

The semibreve is the longest note in general use.



minim (or half note)

A minim is played for half the time of a semibreve.



crotchet (or quarter note)

A crotchet is played for half of the time of a minim.



quaver (or eighth note)

A quaver is played for half of the time of a crotchet.

Answers, if needed, are available to download at:

www.musicfun.net.au