



Note Names in the Treble Part B

by Beatrice Wilder

Contents

Worksheet 13	Crazy - Maze How many notes have paths leading to their letter names?
Worksheet 14	Word Search How many words can you find? Write them as words and as notes.
Worksheet 15	Octaves and Anagrams Re-arrange words and re-write them one octave lower.
Worksheet 16	Word Exchange Re-write words using notes on lines or in spaces as required.
Worksheet 17	Colourama! Following instructions, tracing and colouring specific notes.
Worksheet 18	Scrambled Words Unscramble letters to form words, then fit them with notes or write as notes.
Worksheet 19	Around the World Use note names and scrambled letters to discover names of countries and cities.
Worksheet 20	Quiz Multiple choice. Notes are given. Tick the correct words.
Worksheet 21	The Prize Complete the names of animals and the name of the 'prize' using note names.
Worksheet 22	Competition Two teddies have a collection of letters. How many words can be formed?
Worksheet 23	Secret Code Crack the secret code to solve the multiple choice quiz.
Worksheet 24	Amazing Finding paths through a maze. Use coloured lines to link up words.
Worksheet 25	Information Sheet Names of all the notes used in these worksheets.

Copyright © Beatrice Wilder 2003

Published in 2003 by **Music Fun**

P.O. Box 342 Katoomba NSW 2780

19 Millyard Lane Katoomba 2780

Phone: (02) 4782 3073

Fax: (02) 4782 6362

Email: info@musicfun.com.au

Web: www.musicfun.com.au



Crazy - Maze





Do all the notes have paths leading to their names? How many paths can you find? Using coloured pencils will help. Number:
You may enter anywhere you like on the outside edge. There has to be a clear path between notes and note names.

The maze is a circular structure with a central point. Inside the maze, there are several note names: GB, EE, GD, DA, FD, EA, AB, BA, AD, AF, GG, FG, CB. The maze is surrounded by musical staves with notes. Arrows indicate connections between the maze and the notes.











Word Search

How many words can you find here? As you find a word, circle it, and then write it under one of the staves. Then, using semibreves, minims or crotchets, draw the notes for each of the letters in the correct places. You must find at least six words containing five letters or more. No words of less than three letters will be accepted.



C	D	A	E	C	F	D	D	E	C	A	F	D	C	
A	E	E	E	F	B	A	B	E	A	G	A	G	A	B
B	F	D	F	F	A	C	D	G	E	C	B	F	E	A
B	A	E	E	A	G	A	E	G	B	D	E	B	B	D
A	C	B	E	C	C	D	D	D	E	D	A	F	E	D
G	E	B	B	E	C	E	G	D	A	B	E	G	A	D
E	D	A	A	D	E	A	D	A	E	E	G	A	G	N
F	D	D	E	C	O	O	I	H	L	D	L	E	F	C
E	A	F	A	D	E	M	C	D	E	D	A	B	E	V
E	D	C	M	E	E	T	I	S	E	A	G	E	E	N
D	D	A	G	C	F	A	D	G	H	B	K	E	B	D





Octaves and Anagrams

The notes below form words. Find out what the words are and write them on the dotted lines.
Then re-arrange the letters to form five new words. Write them in notes on the staves to the right.
Write all the notes one octave lower than those on the left side of the sheet.

Five musical staves on the left side of the page, each containing a sequence of notes. Each staff has a dotted line below it for writing the word.



Five musical staves on the right side of the page, each with a treble clef and a dotted line below it for writing a word.



Word Exchange

These words are made up of notes written in spaces. Can you figure out what the words are, and then write them again, using only notes that are on lines?

The word is: -----

The word is: -----

The word is: -----

The word is: -----

These words are made up of notes written on lines. Can you figure out what the words are, and then write them again, using only notes that are in spaces?

The word is: -----

The word is: -----

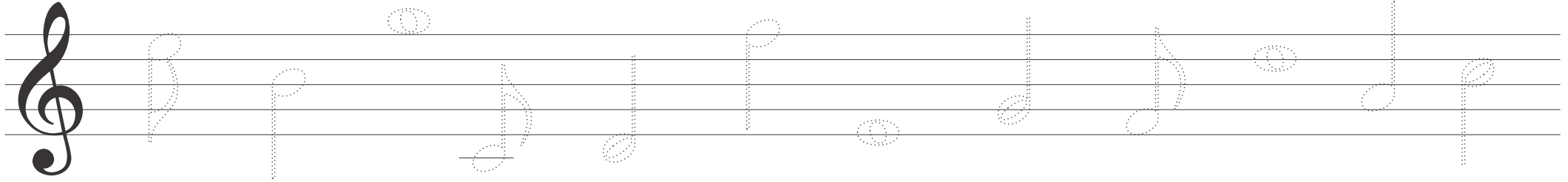
The word is: -----

The word is: -----



Colourama!


Use your coloured pencils and follow the instructions.



INSTRUCTIONS - trace and colour these notes:

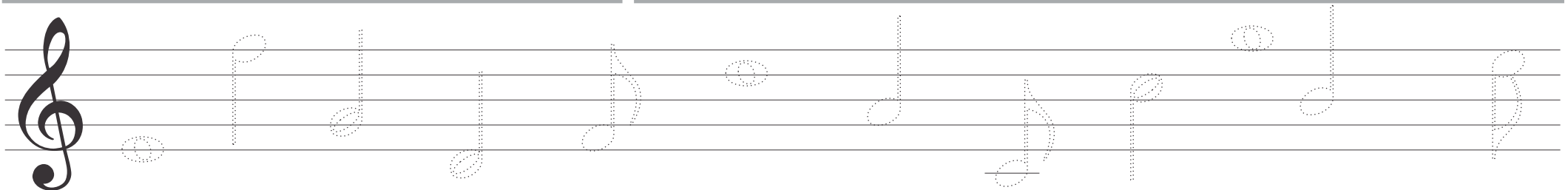
- Quavers, E in a space, dark blue
- Crotchets, F on a line, light green
- Semibreves, G in a space, pink
- Minims, D in a space, orange
- Quavers, C on a line, grey
- Crotchets, A in a space, dark green
- Semibreves, E on a line, brown
- Minims, C in a space, purple
- Quavers, F in a space, yellow
- Crotchets, B on a line, light blue
- Semibreves, D on a line, black
- Minims, G on a line, red

Tiny Test



Draw a circle around:
 A on a line if it is a semibreve
 F in a space if it is a Quaver

Draw a square around:
 D if it is a space note and a crotchet
 G on a line if it is a minim





Scrambled Words

Unscramble the words from the boxes in the middle of the page. Supply the words or the notes to complete each box correctly.
Draw a line connecting the matching boxes as you complete each one.

Face

Age

Bad

E B
D A

E D
D E

E G
E G

A D
B

G
D E

A E
D F D

E B
E

B G
D A E

D A
F

A C
E F

E D
C E

E A
G

Fad


Edge

Bee




Around the World


Each set of notes and letters, when unscrambled, spells the name of a country or major city of the world.




Y^M N^R




H^N I^R U




U^K N^L




N^I N^L




N^R L^N




I^R




N




I^N T^R T




R^N



L^O R^N



N^R I^T N




H

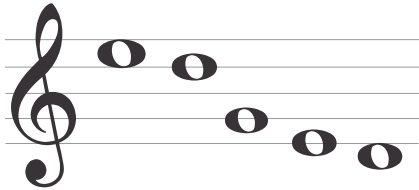


QUIZ (tick the correct word)

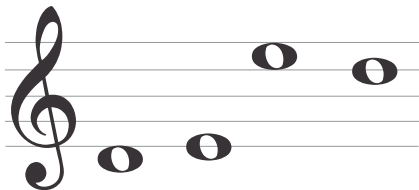
- badge
- cadge
- faded



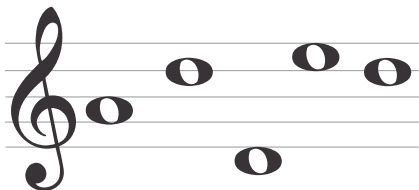
- faced
- edged
- added




- deed
- feed
- bead




- egged
- faced
- added



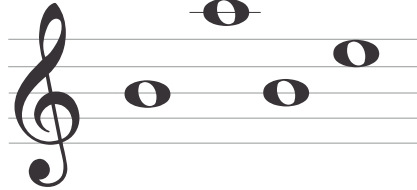
- bed
- dab
- bad




- bade
- gage
- feed



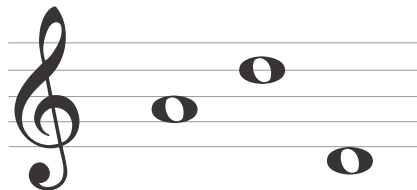
- gage
- babe
- bebe




- fade
- face
- bade



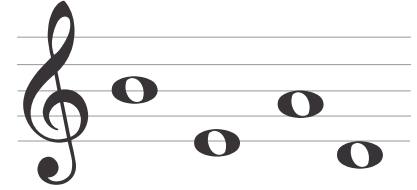
- add
- ade
- abe



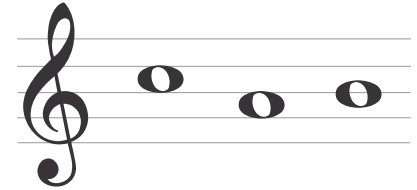
- dab
- age
- egg



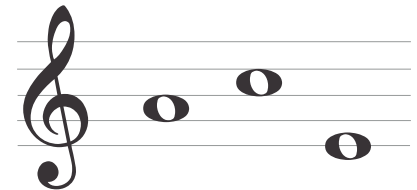
- bead
- bade
- feed




- cad
- cab
- ade



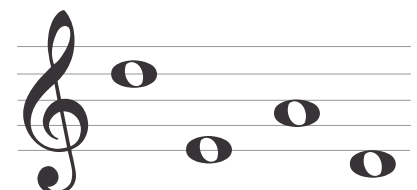
- ace
- egg
- dab



- face
- fade
- cage



- bead
- dead
- bade






The Prize

All these animals competed in a beauty contest. The winner received a prize.


Cross out the letters needed to complete the animal names as you find them. The remaining letters spell out what the prize was.



_ o _



r _ _ i t



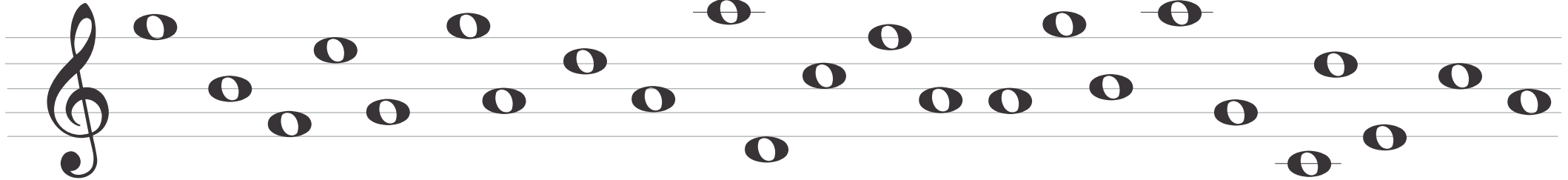
p i _




_ _ t



k _ n _ _ r o o




The Prize is a M _ _ _ L



o t




r o



o x



u k



m l



Competition

Which teddy can make the most words? Use each letter only once and each word only once.
(Cross out the letters as you use them)



Letters: A, C, E, B, C, G, D, B, E, A, E, F, A, G, F, D, B, E, C, D, G, E, C, D, G, F, A



Letters: F, A, G, F, B, C, D, A, A, B, D, B, E, C, G, E, E, C, D, E, F, B, D



The winner is

.....




Secret Code

Look carefully . . . there are clues!

Name

Can you crack the
Secret Code?



<input type="checkbox"/>	✕*◆*●*	
<input type="checkbox"/>	●*✕*◆*	
<input type="checkbox"/>	◆*▲▲*●	

<input type="checkbox"/>	◆*✕✕	
<input type="checkbox"/>	✕*●*	
<input type="checkbox"/>	◆*✕*	

<input type="checkbox"/>	◆*▲*●	
<input type="checkbox"/>	*◆◆*	
<input type="checkbox"/>	*●▲*	

<input type="checkbox"/>	✕*✕*	
<input type="checkbox"/>	◆*✕*	
<input type="checkbox"/>	●*✕✕	

<input type="checkbox"/>	*▲*	
<input type="checkbox"/>	◆*●	
<input type="checkbox"/>	✕*●	

<input type="checkbox"/>	✕*●*	
<input type="checkbox"/>	*▲*●	
<input type="checkbox"/>	◆*●*	

<input type="checkbox"/>	●**●	
<input type="checkbox"/>	◆*◆*	
<input type="checkbox"/>	●*◆*	

<input type="checkbox"/>	◆**	
<input type="checkbox"/>	*▲▲	
<input type="checkbox"/>	*●●	

<input type="checkbox"/>	✕*◆	
<input type="checkbox"/>	*●*	
<input type="checkbox"/>	✕**	

<input type="checkbox"/>	●*◆	
<input type="checkbox"/>	✕*▲	
<input type="checkbox"/>	▲*▲	

<input type="checkbox"/>	◆*●*	
<input type="checkbox"/>	✕*◆*	
<input type="checkbox"/>	●**●	

<input type="checkbox"/>	▲*◆	
<input type="checkbox"/>	*◆*	
<input type="checkbox"/>	▲**	


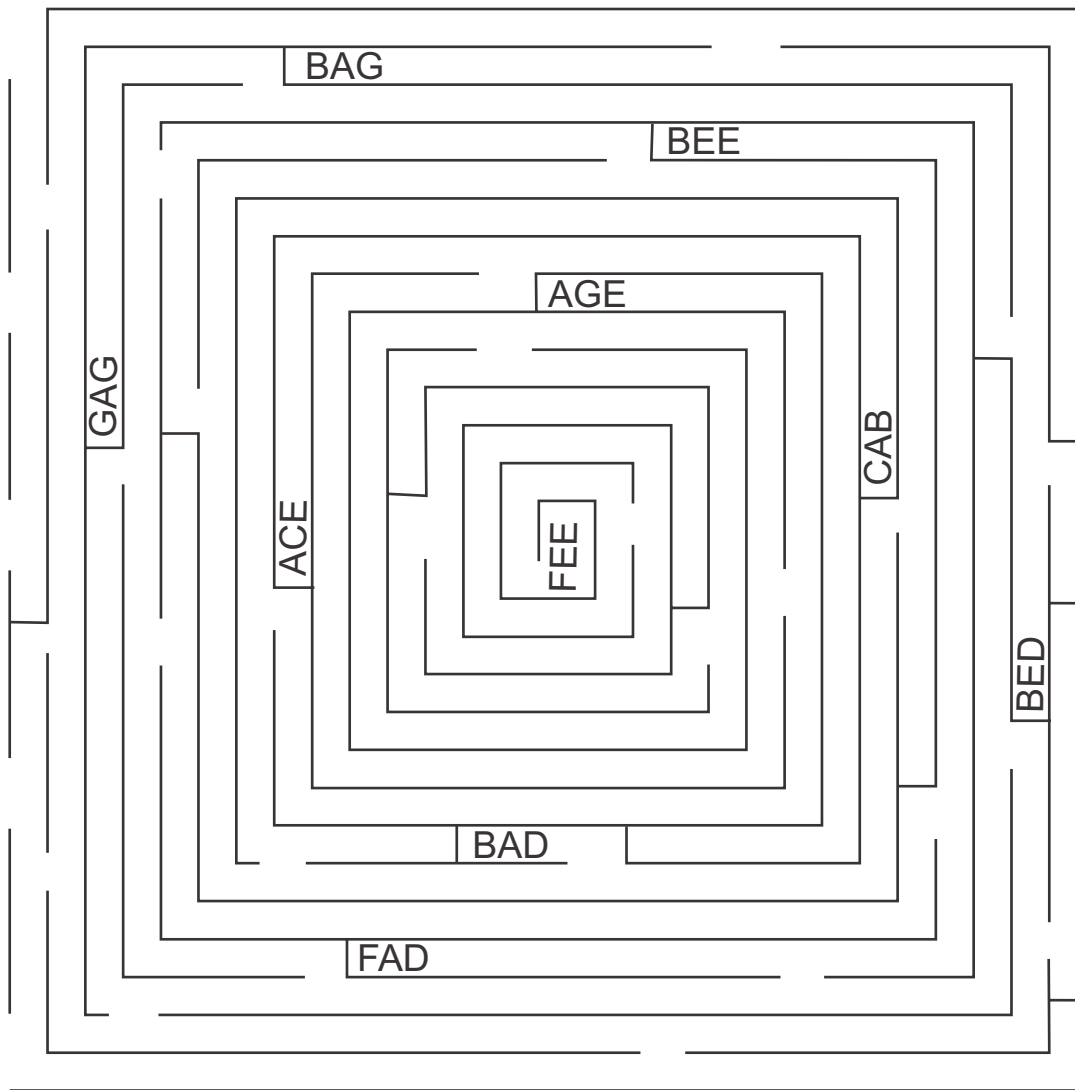

<input type="checkbox"/>	✕*●	
<input type="checkbox"/>	◆*▲	
<input type="checkbox"/>	◆*▲	

<input type="checkbox"/>	*◆*●	
<input type="checkbox"/>	▲*▲*	
<input type="checkbox"/>	*●▲*	




Amazing

Draw different coloured paths to link up the words.







Basic Information



Every Good Boy Deserves Fruit




A C E




F A C E



Four Girls And Boys



C D E



The notes used in this worksheet are:



semibreve (or whole note)

The semibreve is the longest note in general use.



minim (or half note)

A minim is played for half the time of a semibreve.



crotchet (or quarter note)

A crotchet is played for half of the time of a minim.



quaver (or eighth note)

A quaver is played for half of the time of a crotchet.

