



Note Names in the Treble Part A

by Beatrice Wilder

Contents

Worksheet 1	Music Basics Completing note names inside large pretend notes.
Worksheet 2	Find the Letters Filling in large pretend notes. Supply the missing notes.
Worksheet 3	Tracing C Getting to know where the three Cs are
Worksheet 4	Wherever there's a C you find an ACE Tracing and drawing A C E in different positions on the staff.
Worksheet 5	Tricky Scramble Solving an unusual 'scrambled letters' puzzle.
Worksheet 6	Solve This! Puzzle. Extra notes have been written in to make up a 'missing' phrase.
Worksheet 7	Something Fishy A secret code to decipher.
Worksheet 8	Match Them Up Draw lines between groups of letters and notes.
Worksheet 9	Animal Instinct Crossword - find and fill in the missing letters.
Worksheet 10	Giant X-Word The notes are given as the clues to the crossword. A real teaser.
Worksheet 11	No-Word Search A bit tricky. Find combinations of the letters A to G.
Worksheet 12	Hidden Story A story with letters missing. The clues are given as notes.
Worksheet 25	Information Sheet Names of all the notes used in these worksheets.

Copyright © Beatrice Wilder 2003
Published in 2003 by **Music Fun**

P.O. Box 342 Katoomba NSW 2780
19 Millyard Lane Katoomba 2780

Phone: (02) 4782 3073

Email: info@musicfun.net.au
Web: www.musicfun.net.au



Music Basics

A musical staff with a treble clef. It contains five notes on a single line: C (first space), a blank circle (second space), E (third space), a blank circle (fourth space), and G (fifth space).

Fill in the missing letters.

A musical staff with a treble clef. It contains five notes on a single line: a blank circle (first space), F (second space), a blank circle (third space), D (fourth space), and a blank circle (fifth space).

These are a bit mixed up.

A musical staff with a treble clef. It contains seven notes on a single line: A (first space), a blank circle (second space), B (third space), D (fourth space), F (fifth space), a blank circle (sixth space), and G (seventh space).

A musical staff with a treble clef. It contains seven notes on a single line: A (first space), B (second space), a blank circle (third space), D (fourth space), a blank circle (fifth space), F (sixth space), and G (seventh space).

A musical staff with a treble clef. It contains seven notes on a single line: a blank circle (first space), D (second space), C (third space), a blank circle (fourth space), A (fifth space), G (sixth space), and a blank circle (seventh space).

Can you write all the letters in?

A musical staff with a treble clef. It contains ten blank circles on a single line, positioned at various intervals across the staff.



Find the Letters

A musical staff with a treble clef. The notes are represented by circles on the lines. From left to right, the notes are: C (on the first line), an empty circle (on the first space), E (on the second line), an empty circle (on the second space), G (on the third line), an empty circle (on the third space), B (on the fourth line), an empty circle (on the fourth space), D (on the fifth line), an empty circle (on the fifth space), F (on the first line of the next staff), an empty circle (on the first space), and A (on the second line of the next staff).

Fill in the missing letters.

A musical staff with a treble clef. There are four empty circles on the staff: one on the first space, one on the third space, one on the fifth space, and one on the first line of the next staff.


Fill in the missing letters above.

- F
- A
- E
- C
- C
- A
- D
- E
- G
- G


Can you place these notes where they belong? Cross each one out as you use it.



Tracing C




Middle C



C in a Space




Cs on leger lines




All three Cs

Cross out the note in each set that is NOT a C.



Circle notes that are Cs:



Draw C in a space

Draw Middle C

Draw three Cs



Wherever there's a C you can find an ACE



Trace the notes to complete these ACEs. Name the notes.

.....

.....

These ACEs are jumbled up. Draw them again with the notes in their correct orders.

Circle the A, the C and the E



Tricky Scramble

To find the answers, you will need to unscramble the letters. We have left out all the letters from A to G and placed them on the staves to the right. They are in the correct order, so you will only need to add them to the other letters, once you have arranged them correctly.

- Another name for a tune -----
- A piece of music is divided into -----
- A musical sound that frogs make -----
- At the start of our music is a treble -----
- A quarter note is also called a -----
- Music notes are written on a -----
- This word means 'loud' -----
- A group of musicians form an -----
- This word means to play smoothly -----
- A geometric percussion instrument -----
- A deep sounding voice is a -----
- Large member of the violin family -----
- A style of jazz -----
- Brass instrument, shaped like a trumpet -----


- lyom
- rs
- ork
- l
- troth
- st
- rot
- shortr
- lot
- tirnl
- rothin
- souls
- lixin
- ul



Solve This!

Check these Notes. Each word has one extra letter. Write the correct words under the notes.
(All the words are in the middle of the page, in mixed order.)

Write all the extra letters in the middle. They spell the answer to the riddle.



Baggage

Deed

Badge

Beef

Bagged

Cadge

Fade



Cafe

Decade

Faced





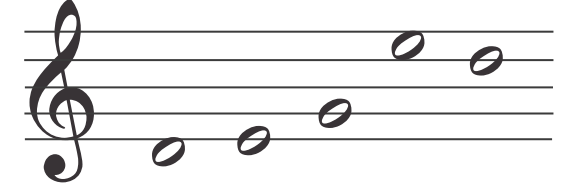
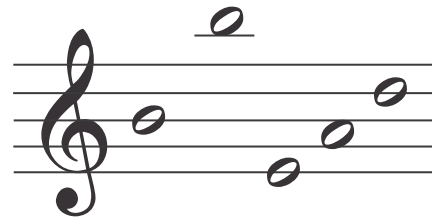



Babe

Bead



What dad found in a nest in the old bird cage in the attic.

_ _ _ _ _







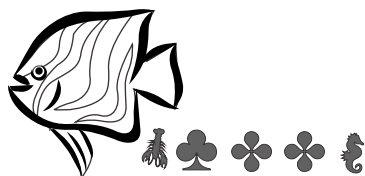




Something Fishy

Each fish has a name. The names are written in code.
They are also written on the staves.
See if you can crack the code and name the fishes.

Secret Code




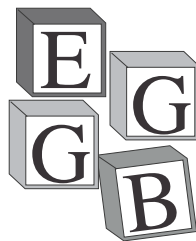




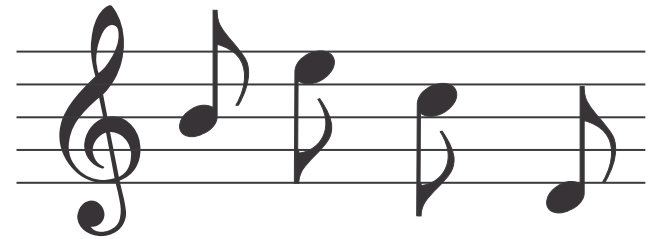
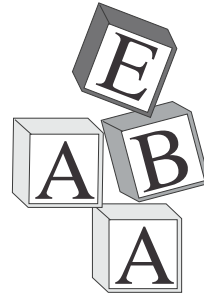






□	□	□	□	□	□	□
---	---	---	---	---	---	---





Match Them Up

Use lines to join each group of blocks with a matching group of notes.






Animal Instinct

You will need to complete the words for this crossword puzzle by filling in the missing letters using the notes on the staff at the bottom of the page. Use each note only once. Cross out the notes as you use them. The notes left over spell an animal name.

Across

- 6. _ o _
- 8. _ i s h
- 9. _ m u
- 10. K _ n _ _ r o o
- 11. M i _ _
- 12. P i _
- 14. _ l _ p h _ n t
- 15. H _ r _
- 19. _ i r _ _ _ _
- 21. _ _ l _ h
- 22. P _ n t h _ r
- 24. H i n _
- 25. _ _ m _ l




Down

- 1. S n _ k _
- 2. _ i s o n
- 3. S h _ _ p
- 4. _ n u
- 5. _ o r i l l _
- 6. _ i n o s _ u r
- 7. _ o _ t
- 13. _ h _ _ t _ h
- 16. _ o l p h i n
- 17. L i z _ r _
- 18. T i _ _ r
- 19. _ o a n n _
- 20. _ p _
- 23. _ l _ _



The other animal name is: _ _ _ _ _ r





Giant X-Word

Across

1.

5.

7.

8.

10.

16.

11.

17.

12.

20.

15.

21.

Down

1.

2.

3.

4.

6.

8.

9.

11.

12.

13.

14.

18.

19.

20.

22.





23.

24.











No-Word Search

This one is really tricky. There are no words to find. You are looking for the exact combinations and the exact orders of the letters A to G as shown by the notes below. Remember that the notes and the letters need to be in exactly the same order as each other.




F	V	Y	C	B	A	C	B	A	D	B	X	J	D
G	E	Y	L	B	A	A	A	A	J	I	G	D	B
F	Q	D	K	U	B	K	B	E	D	F	A	D	E
G	X	F	C	C	D	D	Z	E	S	Q	E	X	P
F	E	F	D	B	A	T	F	Y	C	U	G	I	B
G	H	E	I	B	A	D	U	N	M	R	P	V	T
F	F	D	F	R	E	A	G	F	R	C	H	Z	U
G	D	C	V	F	S	C	V	C	O	F	G	Y	B
N	A	C	F	I	G	C	Z	N	A	V	O	C	N
R	A	B	Q	B	T	G	K	G	C	Z	X	A	E
N	T	C	G	K	R	M	D	E	S	O	I	T	K
Y	O	N	E	A	U	F	T	T	V	V	B	M	X
T	A	N	N	I	B	O	N	A	C	J	A	H	I






Hidden Story


Some of the letters A B C D E F and G have been left out of this story. You can find them in the proper order on the staves below. See if you can fill them in. Use a very sharp pencil and write neatly.



H_nry Pur__ll w_s_orn in_n_l_n_. H__ompos__




_orth__hur_h, th_kin__n_th_st___. H__n_hiswi__r_n__s




h__six_hil_r_n_utthr__ofth_m_i__n_H_nry_i__youn__.




Basic Information



Every **G**ood **B**oy **D**eserves **F**ruit




A **C** **E**




F **A** **C** **E**



Four **G**irls **A**nd **B**oys



C **D** **E**



The notes used in this worksheet are:



semibreve (or whole note)

The semibreve is the longest note in general use.



minim (or half note)

A minim is played for half the time of a semibreve.



crotchet (or quarter note)

A crotchet is played for half of the time of a minim.



quaver (or eighth note)

A quaver is played for half of the time of a crotchet.

