



# MUSIC SYMBOLS Flash Cards

by Beatrice Wilder

## Instructions:

The first ten pages of Flash Cards are the fronts. Print these out and keep them in their original order. The next ten pages are to be printed on the backs of these. Be sure to keep them THE SAME WAY UP so that the tops and bottoms remain the same. To protect your flash cards, they should be laminated. Once laminated, trim the excess laminate from the sides and cut the cards in half. You will now have a set of 20 Flash Cards.

## Teaching Suggestions

1. To use as flash cards, hold cards up one at a time showing the 'symbols' side and ask students to tell the name of the music symbol before showing the other side.
2. Hold cards up one at a time showing the 'names' side and ask students to draw a picture of the music symbol before showing the other side.
3. Stack the cards, words side up. Ask the student(s) to find the symbol which is named on the top card as part of their sheet music (the piece they are playing.) Work through the stack of cards to see how many of the symbols are used in their piece of music.
4. (Classroom game) Symbol race. One student stands facing the class holding the cards. Teacher chooses two students who will race to draw the symbol on the blackboard as soon as the card holding student holds up the card (showing only the name side of the card to the class.)

Copyright © Beatrice Wilder 1999  
Published in 1999 by **Music Fun**

P.O. Box 342 Katoomba NSW 2780  
19 Millyard Lane Katoomba 2780


Phone: (02) 4782 3073  
Fax: (02) 4782 6362  
Email: [info@musicfun.com.au](mailto:info@musicfun.com.au)  
Web: [www.musicfun.com.au](http://www.musicfun.com.au)




Music Symbols Flash Cards




Music Symbols Flash Cards



Music Symbols Flash Cards




Music Symbols Flash Cards




Music Symbols Flash Cards




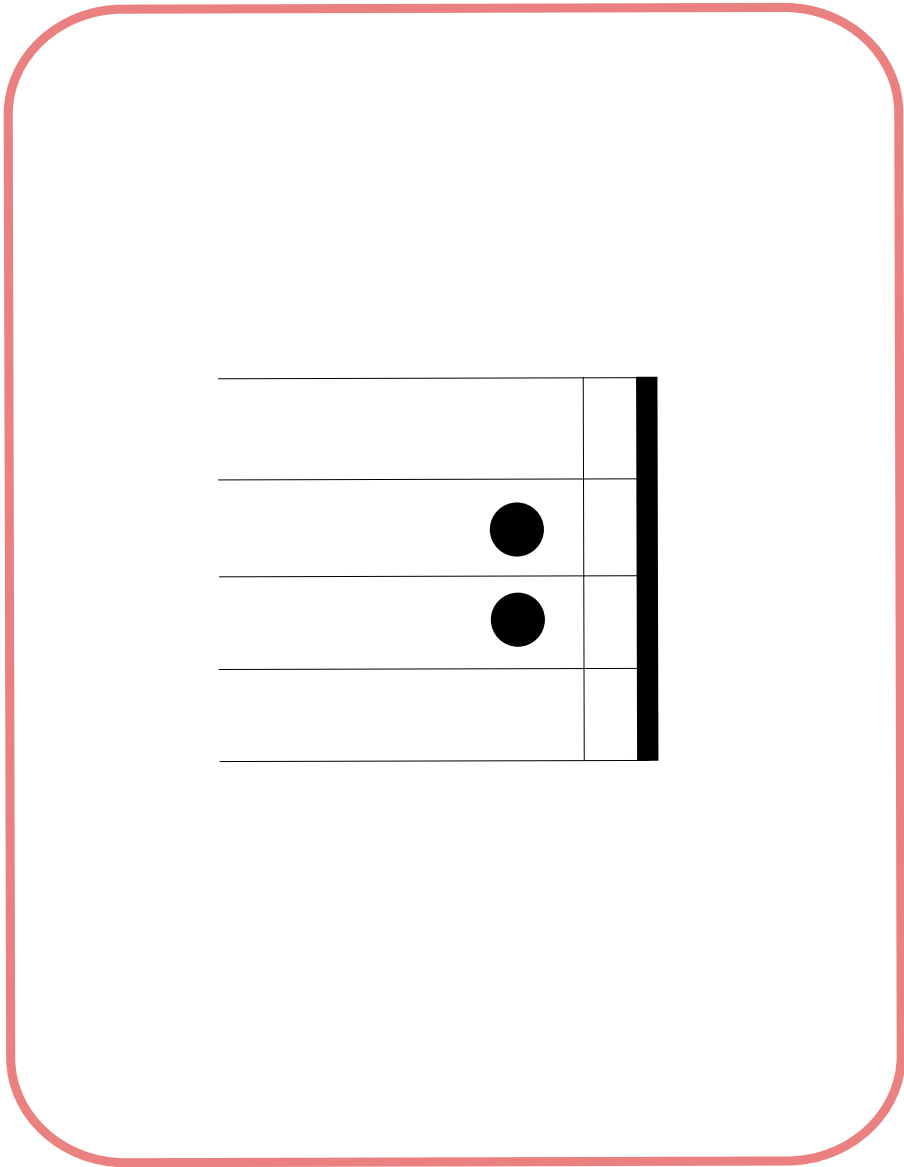
Music Symbols Flash Cards



Music Symbols Flash Cards



Music Symbols Flash Cards



Music Symbols Flash Cards

© 1999



Music Symbols Flash Cards

© 1999

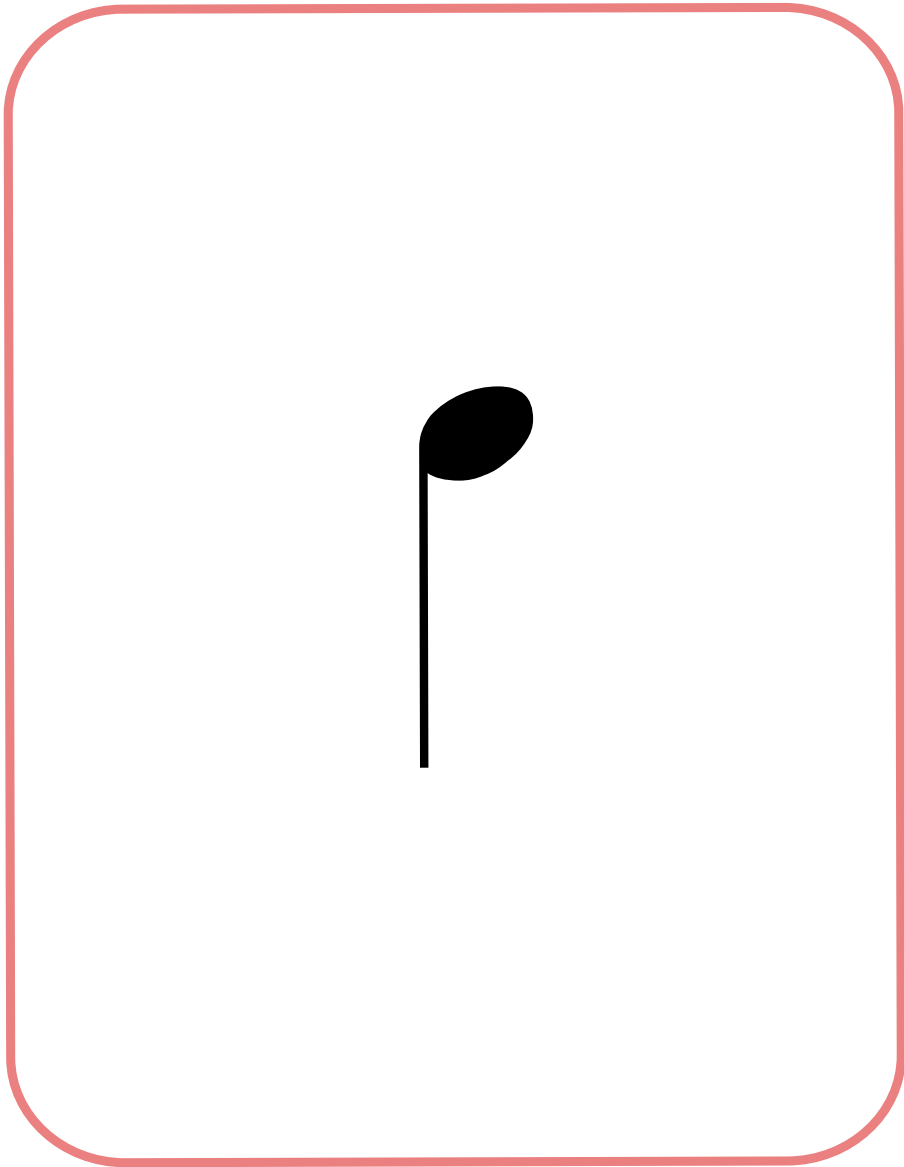


Music Symbols Flash Cards




Music Symbols Flash Cards





Music Symbols Flash Cards




Music Symbols Flash Cards



Music Symbols Flash Cards





Music Symbols Flash Cards



Music Symbols Flash Cards



Music Symbols Flash Cards



Music Symbols Flash Cards



Music Symbols Flash Cards

bass  
clef



Music Symbols Flash Cards

treble  
clef



Music Symbols Flash Cards

pause



Music Symbols Flash Cards

brace



Music Symbols Flash Cards

flat



Music Symbols Flash Cards

sharp



Music Symbols Flash Cards

dotted  
minim  
or

dotted  
half note



Music Symbols Flash Cards

staff  
or  
stave



Music Symbols Flash Cards



semibreve  
or  
whole note



Music Symbols Flash Cards

repeat  
sign



Music Symbols Flash Cards

crotchet  
or  
quarter note  
**rest**



Music Symbols Flash Cards

minim  
or  
half note



Music Symbols Flash Cards

quaver  
or  
eighth note  
**rest**



Music Symbols Flash Cards

crotchet  
or  
quarter note



Music Symbols Flash Cards

semiquaver  
or  
16th note  
**rest**



Music Symbols Flash Cards

natural



Music Symbols Flash Cards

semiquaver  
or  
16th note



Music Symbols Flash Cards



Music Symbols Flash Cards

quaver  
or  
eighth note

semibreve  
or  
whole note  
**rest**



Music Symbols Flash Cards

minim  
or  
half note  
**rest**



Music Symbols Flash Cards