



First Recorder Songs

by Beatrice Wilder

Contents

- Playsheet 1 **Beginner's Bounce** - featuring notes B A and G
- Playsheet 2 **Sam's Silly Song** and **Sam Plays D** - featuring notes B A G and introducing D
- Playsheet 3 **Skating Along** and **Playing C** - featuring notes A G D and introducing C
- Playsheet 4 **My Teddy** - featuring notes C and D
- Playsheet 5 **Lion!** and **Chaser** - featuring notes C and D
- Playsheet 6 **The Big Drum** - featuring notes C and D
- Playsheet 7 **Monkey Business** - featuring note C and introducing low E
- Playsheet 8 **Summer Farewell** - introducing notes F and low D
- Playsheet 9 **Flying Through The Air** - featuring notes F sharp and low E
- Playsheet 10 **Leggy Polka** - featuring notes F sharp and low E
- Playsheet 11 **Pony Dance** - featuring notes F sharp and low E
- Playsheet 12 **Moon Dreams** - featuring notes F sharp and C sharp

Copyright © Beatrice Wilder 1997
Published in 1997 by **Music Fun**

P.O. Box 342 Katoomba NSW 2780
19 Millyard Lane Katoomba 2780
Australia

Phone: (02) 4782 3073

Email: info@musicfun.net.au


Web: www.musicfun.net.au



First Recorder Songs

Information Sheet

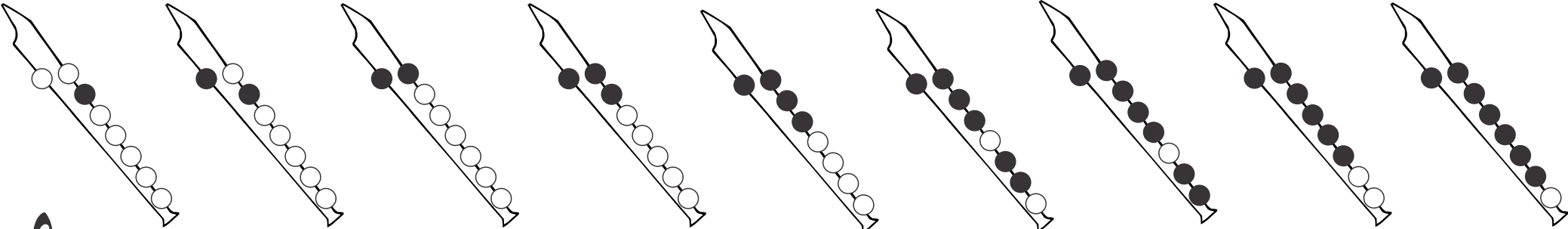

Tonguing

To make a good clean sound on your recorder, you need to practice tonguing. At the beginning of each note, make a 't' sound with your tongue so that the note sounds nice and neat. The sound should start and finish perfectly evenly, like this line: 

You do not want your sound to look like this: 

Start your note with a 't' sound and finish your note by returning your tongue to where it was at the beginning of the 't' sound.

D C B A G F# F E D

D C B A G F# F E D



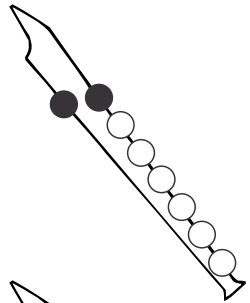
First Recorder Songs Playsheet 1

Name

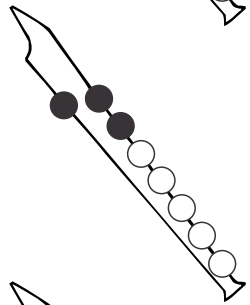


Beginners Bounce

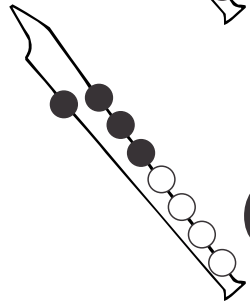
To make this tune really bounce, softly say the letter 'T' under your breath as you play each note.



B



A



G

B A G

T T T T T T T T T

T T T T T T T T T

T T T T T T T T T

T T T T T T T T T



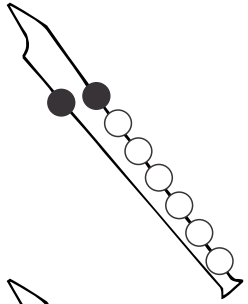


First Recorder Songs


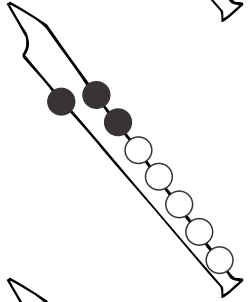
Playsheet 2

Name

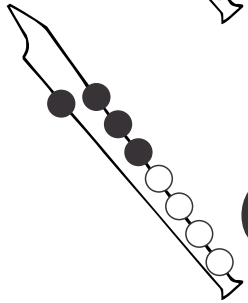
Sam's Silly Song




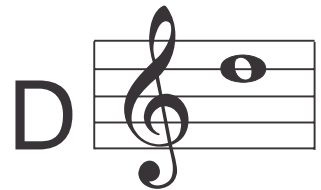
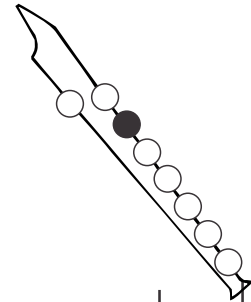
Sam - my sang a sil - ly song right to the end and then she



Sang the sil - ly song she sang right to the end a - gain.



Sam Plays D



Sam plays a cool 'D' clear as can be, then Sam - my plays 'G.'

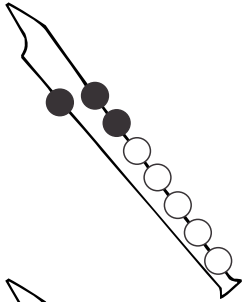



First Recorder Songs

Playsheet 3

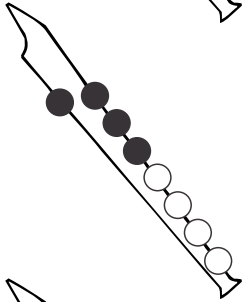
Name

Skating Along



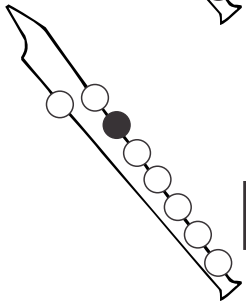
A

Back flip, kick flip, rid - ing fast. Rid - ing on for ev - er



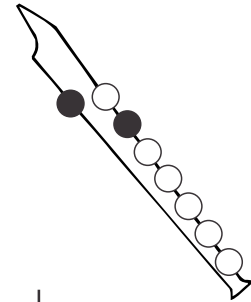
G

Watch me ride and do the tricks I've learnt, they are so cle - ver.



D

Playing C



C

I can play C I can play from D right down to G.



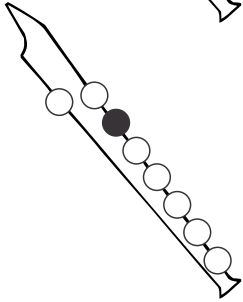
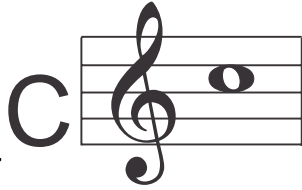
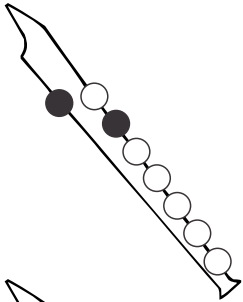


First Recorder Songs


Playsheet 4

Name


My Teddy




I have a ted - dy he sits on my bed,



He has a big nose and I call him Fred.



Though he is tat - tered and though he's not new.




He's still my fav' - rite, I love him, I do.




First Recorder Songs

Playsheet 5

Name



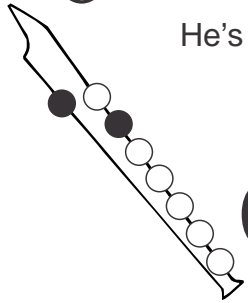
Lion!



There's a li - on chas - ing me I think he's catch - ing up with me and I am get - ting ve - ry ve - ry scared



He's so big and hai - ry, li - ons are so sca - ry, I will have to hide be - neath my bed.



C



Chaser

D



I think there's a ghost un - der my bed, I'm get - ting out now.

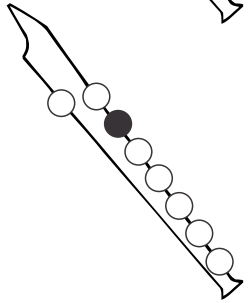
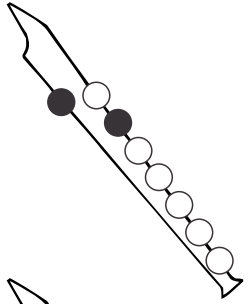


First Recorder Songs

Playsheet 6

Name

The Big Drum



C

Sal - ly plays the sax - o - phone and Tim can play gui - tar to - day.

D

Kim is good at sing - ing songs, but none of that's for me.

Let me play the big drum. Let me make a real sound. Lis - ten to the rhy - thm I can play.

This is so ex - ci - ting! Watch me I'm a drum - mer! That's what I will be!



© 1997


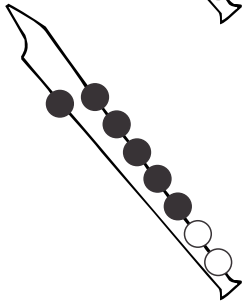
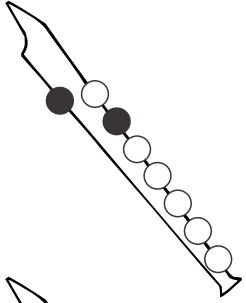


First Recorder Songs

Playsheet 7

Name

Monkey Business



C

4/4

Have you ev - er seen my mon - key swing - ing from a tree

E

With its tail a - round the bran - ches free as it can be?

If you saw it would you join it, keep it com - pa - ny?

I'll go swing - ing with my mon - key, will you come with me?

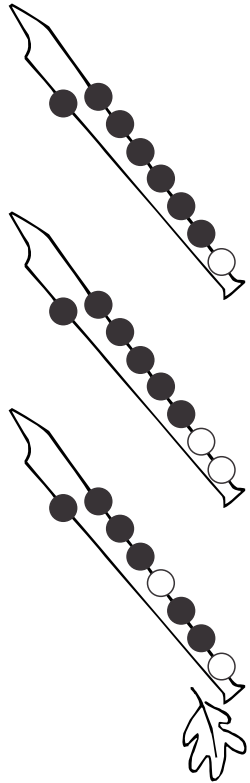


First Recorder Songs

Playsheet 8

Name

Summer Farewell



D

E

F#

Sum - mer is o - ver, nights are get - ting cold - er

Cool winds are blow - ing, leaves are fall - ing down.

Rust - ling all a - round me, yell - ow red and brown, see

All of them fall - ing, down on top of me.



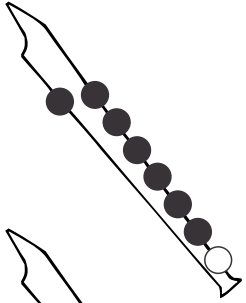


First Recorder Songs

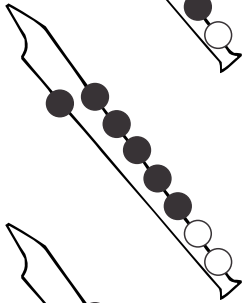
Playsheet 9

Name

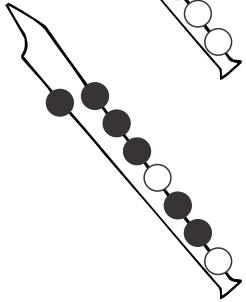
Flying Through the Air



D



E



F#



© 97.

Life is bree - zy, it's so ea - sy with a broom - stick for a chair.

Are you scared when you see me as I'm fly - ing through the air?

Fly - ing high - er clouds go by and wind is mess - ing up my hair,

I can see the whole world be - low me as I fly through the air.

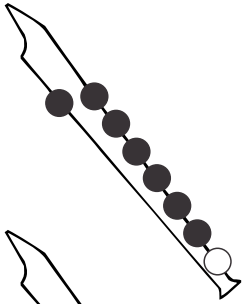


First Recorder Songs

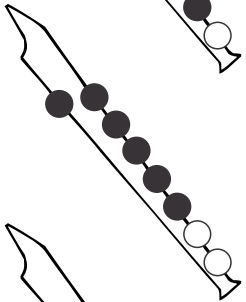
Playsheet 10

Name

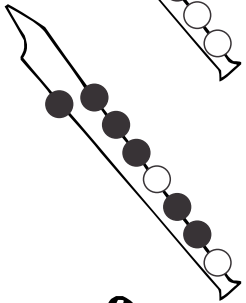
Leggy Polka



D

A musical staff in treble clef showing a whole note on the second line, representing the note D.

E

A musical staff in treble clef showing a whole note on the third line, representing the note E.

F#

A musical staff in treble clef showing a whole note on the third space with a sharp sign, representing the note F#.

A musical staff in treble clef, 4/4 time signature. The melody starts on D, moves to E, then F#, and continues with a sequence of eighth notes: D, E, F#, G, A, B, C, D, E, F#, G, A, B, C, D.

A musical staff in treble clef, 4/4 time signature. The melody continues with eighth notes: D, E, F#, G, A, B, C, D, E, F#, G, A, B, C, D, E, F#, G, A, B, C, D.

A musical staff in treble clef, 4/4 time signature. The melody continues with eighth notes: D, E, F#, G, A, B, C, D, E, F#, G, A, B, C, D, E, F#, G, A, B, C, D.

A musical staff in treble clef, 4/4 time signature. The melody continues with eighth notes: D, E, F#, G, A, B, C, D, E, F#, G, A, B, C, D, E, F#, G, A, B, C, D, ending with a double bar line.

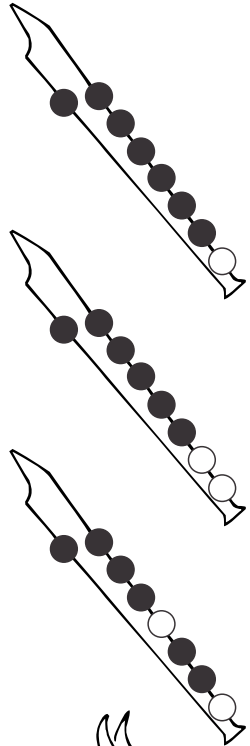


First Recorder Songs

Playsheet 11

Name

Pony Dance



D

E

F#

I have a po - ny who loves to dance. So ma - ny dan - ces she knows.

Peo - ple will stop just to look at her, ev' - ry where that she goes.

Watch her turn, with her head in the air, when her dance is o - ver,

Then I give her a rub and a hug, and tell her I love her.



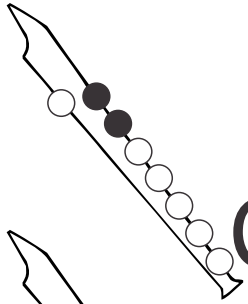


First Recorder Songs

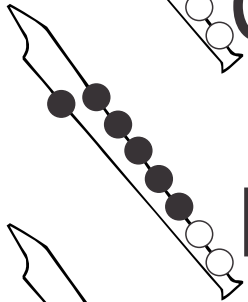
Playsheet 12

Name

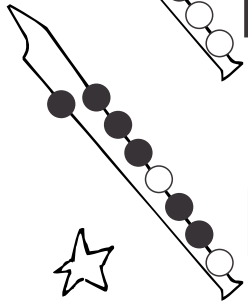
Moon Dreams



C#



E



F#

