



Note Names Card Game

Beatrice Wilder

KEY



'Memory' or 'Concentration'

Turn all the shuffled cards face down on a surface (table or floor) and each player (two or more players) takes turns choosing two cards to find matching pairs. Each time a player finds a matching pair he or she may have another turn. The player with the most cards wins the game.

Go Fish (for two or three players)

Deal each player five cards. Place the remaining cards face down in a draw pile.

Choose a player to go first. The player whose turn it is may ask another player for a specific card so that matching pairs can be formed. If another player has the card asked for, they must hand it over.

If a player gets the requested card he or she also gets another turn.

If the person you ask does not have the card you need, they say, "Go fish" and the player then has to take the top card from the draw pile.

The object of the game is to form pairs of cards which the player then places on the table in front of him or her. The player to first form pairs of all the cards in his or her hand is the winner.

These cards should be printed on A4 sheets of board and cut into four.


They can be laminated before cutting if desired.

The backs can be printed as well.


The artwork for the backs are the last page of these sheets.

Round cornering makes them easier to handle.

If a round cornering device is not available, nail clippers can do the job - but slower.



Note Names




Note Names

E


Note Names

F

Note Names



Note Names



Note Names

G


Note Names

A

Note Names



Note Names



Note Names

B


Note Names

C

Note Names



Note Names



Note Names

D


Note Names

E

Note Names



Note Names



Note Names

F


Note Names

G

Note Names



Note Names




Note Names

A

Note Names

B

Note Names



Note Names



Note Names

C

Note Names

C

Note Names



Note Names



Note Names

D

Note Names

E

Note Names



Note Names



Note Names

F

Note Names

G

Note Names



Note Names



Note Names

A

Note Names

B

Note Names



Note Names



Note Names

C

Note Names

D

Note Names



Note Names



Note Names

E

Note Names

F

Note Names



Note Names



Note Names

G

Note Names

A

Note Names