



Teaching Suggestions

1. To use as flash cards, hold cards up one at a time showing the 'key sign' side and ask students to tell the name of the key before showing the other side.
2. Hold cards up one at a time showing the 'names' side and ask students to draw the key signature before showing the other side.
3. Spread out the cards, words side up. Ask the student(s) to stack them in correct order according to the number of sharps or flats in the key signature.
4. (Classroom game) Key Sign race. One student stands facing the class holding the cards. Teacher chooses two students who will race to draw the key signature on the blackboard as soon as the card holding student holds up the card showing only the name side of the card to the class. Use simpler key signatures rather than the entire set for this activity.

KEY SIGN Flash Cards

by Beatrice Wilder

Instructions:

The first ten pages of Flash Cards are the fronts. Print these out and keep them in their original order. The next ten pages are to be printed on the backs of these. Be sure to keep them THE SAME WAY UP so that the tops and bottoms remain the same. To protect your flash cards, they should be laminated. Once laminated, trim the excess laminate from the sides and cut the cards in half. You will now have a set of 20 Flash Cards.

Copyright © Beatrice Wilder 2003
Published in 2003 by **Music Fun**

P.O. Box 342 Katoomba NSW 2780
19 Millyard Lane Katoomba 2780


Phone: (02) 4782 3073
Fax: (02) 4782 6362
Email: info@musicfun.biz
Web: www.musicfun.biz

For details of the CAL licence for educational institutions contact:

Copyright Agency Limited
Level 15, 233 Castlereagh Street
Sydney NSW 2000
Tel: 02 9394 7600
Fax: 02 9394 7601
Email: info@copyright.com.au
Website: www.copyright.com.au

Reproduction and Communication for other purposes


Except as permitted under the Act (for example, any fair dealing for the purposes of study, research, criticism or review) no part of this book may be reproduced, stored in a retrieval system, communicated or transmitted in any form or by any means without prior written permission. All inquiries should be made to the publisher at the address above.



major key?




KEY SIGN Flash Cards



minor key?




KEY SIGN Flash Cards



major key?




KEY SIGN Flash Cards



major key?




KEY SIGN Flash Cards



minor key?




KEY SIGN Flash Cards



minor key?




KEY SIGN Flash Cards



major key?




KEY SIGN Flash Cards



major key?




KEY SIGN Flash Cards



minor key?




KEY SIGN Flash Cards




minor key?




KEY SIGN Flash Cards




KEY SIGN Flash Cards




KEY SIGN Flash Cards




KEY SIGN Flash Cards




KEY SIGN Flash Cards




KEY SIGN Flash Cards




KEY SIGN Flash Cards




KEY SIGN Flash Cards



KEY SIGN Flash Cards



KEY SIGN Flash Cards



KEY SIGN Flash Cards

A minor



KEY SIGN Flash Cards

C major



KEY SIGN Flash Cards

F major



KEY SIGN Flash Cards

G major



KEY SIGN Flash Cards

D minor



KEY SIGN Flash Cards

E minor



KEY SIGN Flash Cards

B flat major



KEY SIGN Flash Cards

D major



KEY SIGN Flash Cards

G minor



KEY SIGN Flash Cards

B minor



KEY SIGN Flash Cards

E flat major

and

C minor



KEY SIGN Flash Cards

A major

and

F sharp minor



KEY SIGN Flash Cards

A flat major

and

F minor



KEY SIGN Flash Cards

E major

and

C sharp minor



KEY SIGN Flash Cards

D flat major

and

B flat minor



KEY SIGN Flash Cards

B major

and

G sharp minor



KEY SIGN Flash Cards

G flat major

and

E flat minor



KEY SIGN Flash Cards

F sharp major

and

D sharp minor



KEY SIGN Flash Cards

C flat major

and

A flat minor



KEY SIGN Flash Cards

C sharp major

and

A sharp minor



KEY SIGN Flash Cards