



Junior Note Names

by Beatrice Wilder

Contents

- Sheet 1: Learning the notes C and D
- Sheet 2: Learning the notes C and B
- Sheet 3: Learning the notes C, D and E
- Sheet 4: Learning the notes C, B and A
- Sheet 5: Revising C,D,E and C,B,A
- Sheet 6: Learning the notes C, D, E and F
- Sheet 7: Learning the notes C, B, A and G
- Sheet 8: Revising C,D,E,F and C,B,A,G
- Sheet 9: Learning the notes C, D, E, F and G
- Sheet 10: Learning the notes C, B, A, G and F
- Sheet 11: Learning the notes C, D, E, F, G and C
- Sheet 12: Learning the notes C, B, A, G, F and C

Copyright © Beatrice Wilder 2002
Published in 2002 by **Music Fun**
Reprinted in 2007

P.O. Box 342 Katoomba NSW 2780
19 Millyard Lane Katoomba 2780

Phone: (02) 4782 3073

Email: info@musicfun.net.au
Web: www.musicfun.net.au

Please feel free to contact us with any questions about
the copying and use of our worksheets in your school.



Junior Note Names

Worksheet 1

Name

C and D

Trace, Complete and Color.

Fill in the missing notes and letters.

Eighth Notes

Musical staff with treble clef. A dotted eighth note on the second line is followed by a dotted eighth note on the first space. Below the first note is a dotted letter 'C', and below the second note is a dotted letter 'D'.

Musical staff with treble clef. A dotted eighth note on the first space is followed by a dotted eighth note on the second line. Below the first note is a dotted letter 'D', and below the second note is a dotted letter 'C'.

Musical staff with treble clef. A dotted eighth note on the first space is followed by a dotted eighth note on the second line. Below the first note is a dotted letter 'C', and below the second note is a dotted letter 'D'.

Quarter Notes

Musical staff with treble clef. A quarter note on the second line is followed by a quarter note on the first space. Below the first note is a dotted letter 'C', and below the second note is a dotted letter 'D'.

Musical staff with treble clef. A quarter note on the first space is followed by a quarter note on the second line. Below the first note is a dotted letter 'D', and below the second note is a solid square box.

Musical staff with treble clef. A quarter note on the second line is followed by a quarter note on the first space. Below the first note is a solid square box, and below the second note is a dotted letter 'D'.

Half Notes

Musical staff with treble clef. A half note on the second line is followed by a half note on the first space. Below the first note is a solid square box, and below the second note is a dotted letter 'D'.

Musical staff with treble clef. A half note on the first space is followed by a half note on the second line. Below the first note is a solid square box, and below the second note is a dotted letter 'C'.

Musical staff with treble clef. A half note on the second line is followed by a half note on the first space. Below the first note is a dotted letter 'C', and below the second note is a solid square box.

Whole Notes

Musical staff with treble clef. A whole note on the second line is followed by a whole note on the first space. Below the first note is a dotted letter 'C', and below the second note is a solid square box.

Musical staff with treble clef. A whole note on the first space is followed by a whole note on the second line. Below the first note is a dotted letter 'D', and below the second note is a solid square box.

Musical staff with treble clef. A whole note on the second line is followed by a whole note on the first space. Below the first note is a dotted letter 'C', and below the second note is a dotted letter 'D'.



Junior Note Names

Worksheet 2

Name

C and B

Trace, Complete and Color.

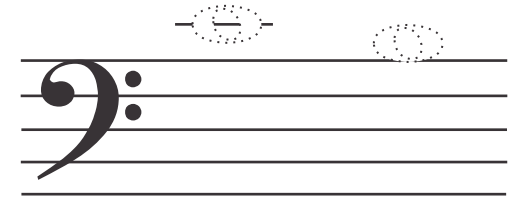
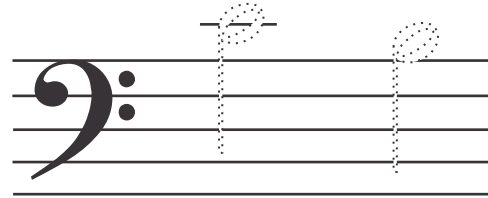
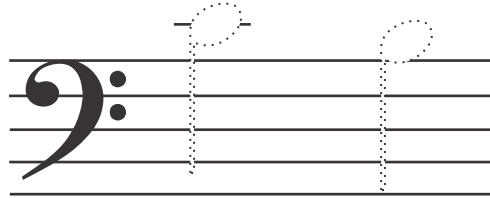
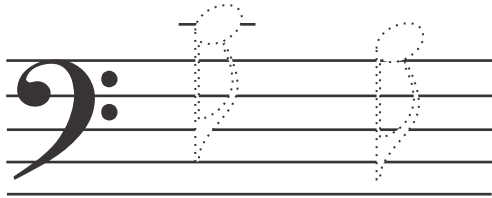
Fill in the missing notes and letters.

Eighth Notes

Quarter Notes

Half Notes

Whole Notes

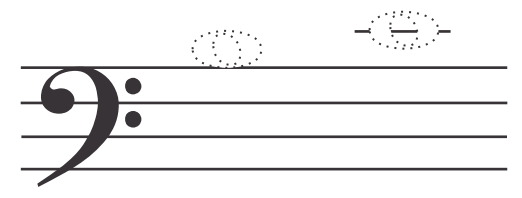
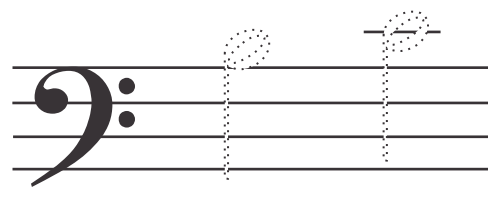
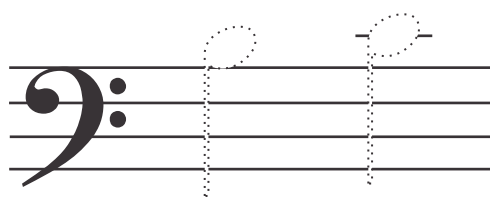



C B

C B

B

C

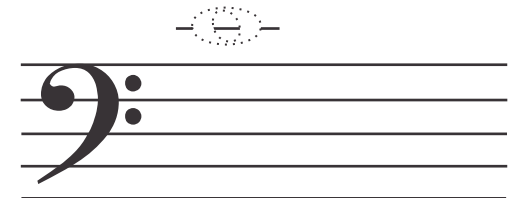

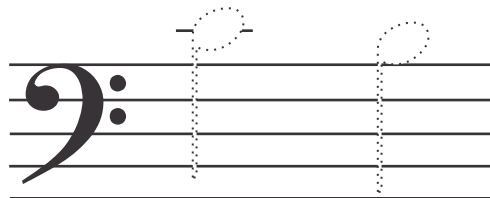
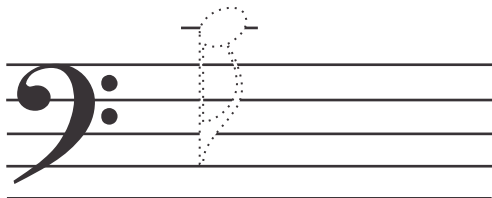


B C

B

C

B



C B

B

C

C B



Junior Note Names

Worksheet 3

Name

C, D and E

Trace, Complete and Color.

Fill in the missing notes and letters.

Eighth Notes

Quarter Notes

Half Notes

Whole Notes

C D E

C D E

D E

C E

E D C

D

E D

D

E D

C

D E

D E



Junior Note Names

Worksheet 4


Name

C, B and A

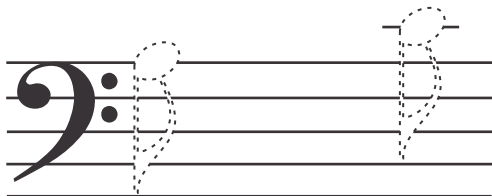
Trace, Complete and Color.

Fill in the missing notes and letters.

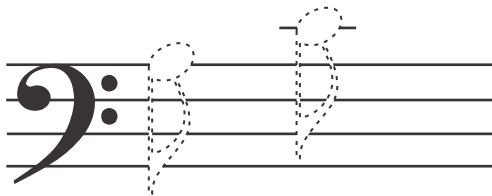
Eighth Notes



C B A

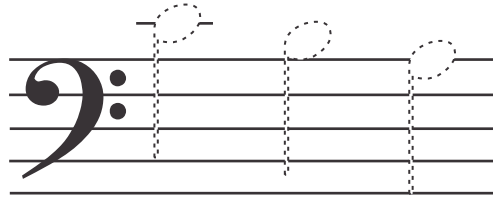


A B

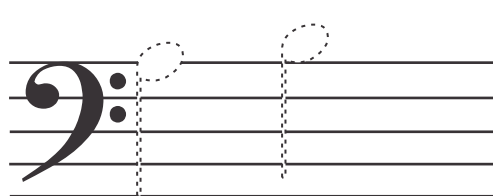


C B

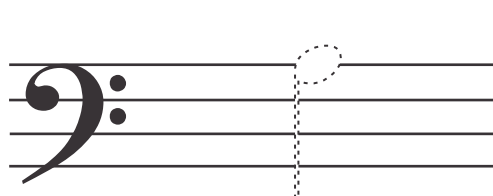
Quarter Notes



C A

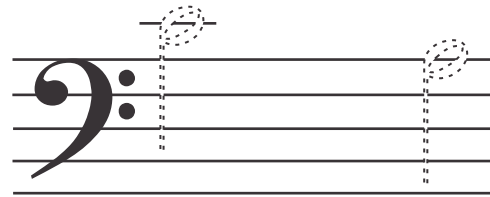


A C

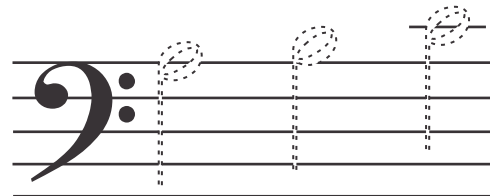


C B

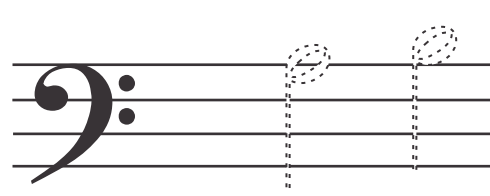
Half Notes



C B A

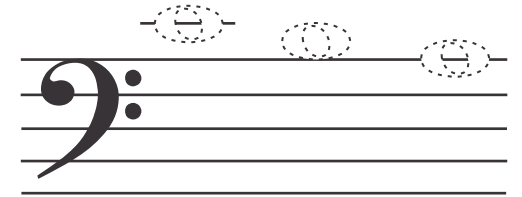


B

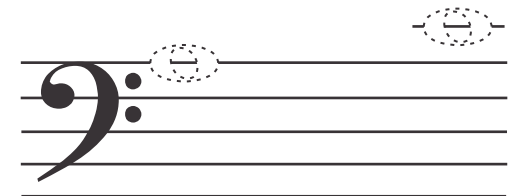


C

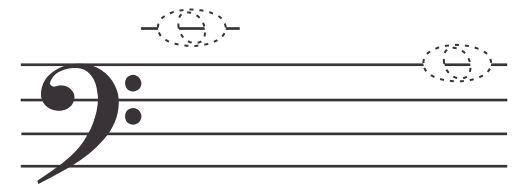
Whole Notes



C B



B C



C B



Junior Note Names

Worksheet 5

Name

ABC and CDE

Fill in the missing notes and letters.

Trace, Complete and Color.

C D C E D

C B A C B

TRACE and COLOUR the letter names and draw an arrow between the letter name and the correct note, above or below the letter name. Trace and colour the correct note.



Junior Note Names

Worksheet 6

Name

C, D, E and F

Trace, Complete and Color.

C D E F D E

F E D C E D

C E D F

Write the names of these notes in the boxes.

Trace the lines and draw the notes in the correct places.

E C F D E F



Junior Note Names

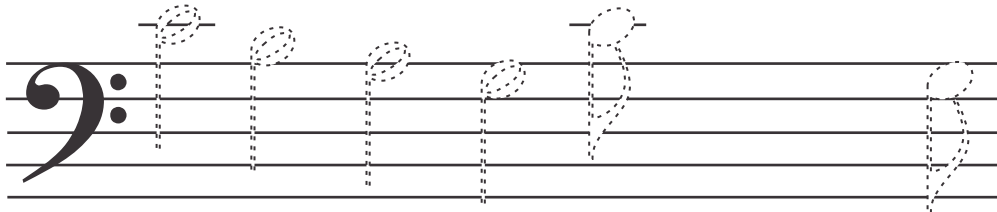
Worksheet 7

Name

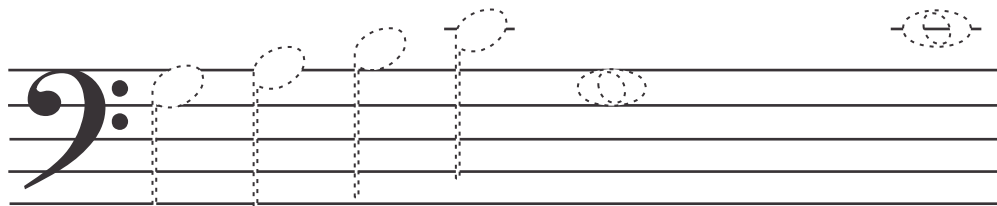
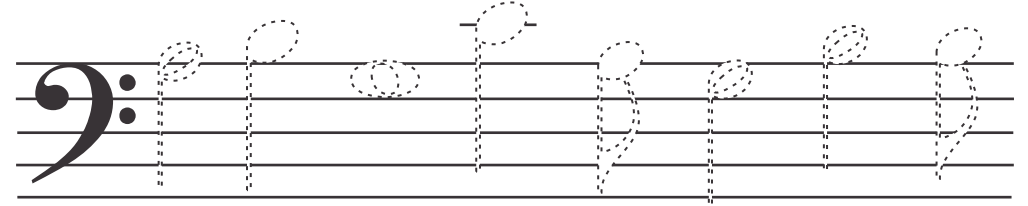
C, B, A and G

Trace, Complete and Color.

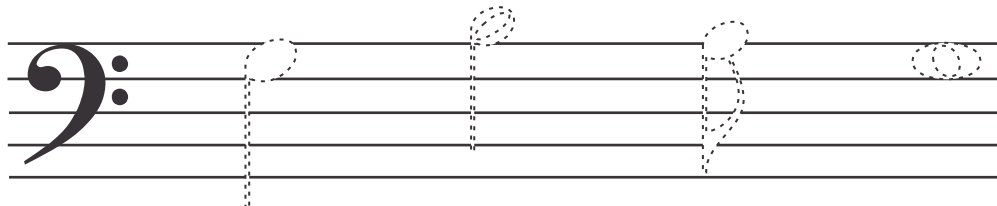
Write the names of these notes in the boxes.



C B A G B A

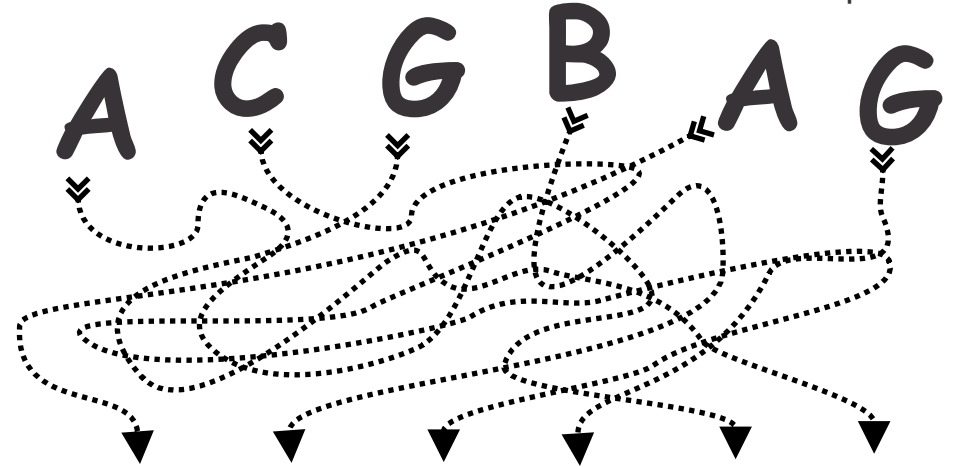


G A B C A B



A G B C

Trace the lines and draw the notes in the correct places.





Junior Note Names

Worksheet 8

Name

GABC and CDEF

Trace, Complete and Color.




Junior Note Names

Worksheet 9


Name

C, D, E, F and G

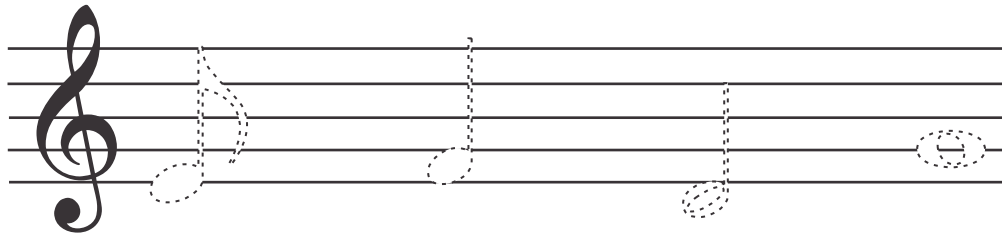
Trace, Complete and Color.



C D E F G




G F E D C





C G F

Write the names of these notes in the boxes.



Complete the keyboard and write the notes on the staff





Junior Note Names

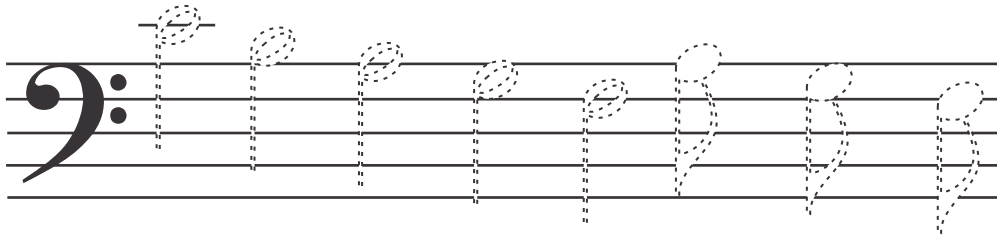
Worksheet 10

Name

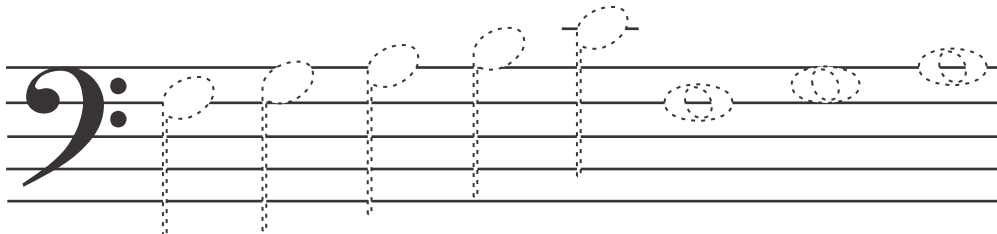
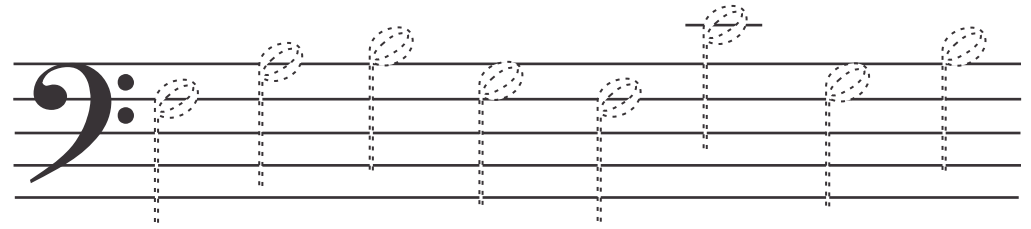
C, B, A, G and F

Trace, Complete and Color.

Write the names of these notes in the boxes.

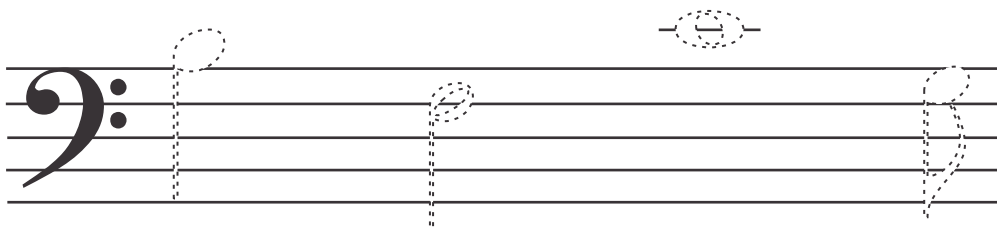


C B A G F





F G A B C

Complete the keyboard and write the notes on the staff



G A F





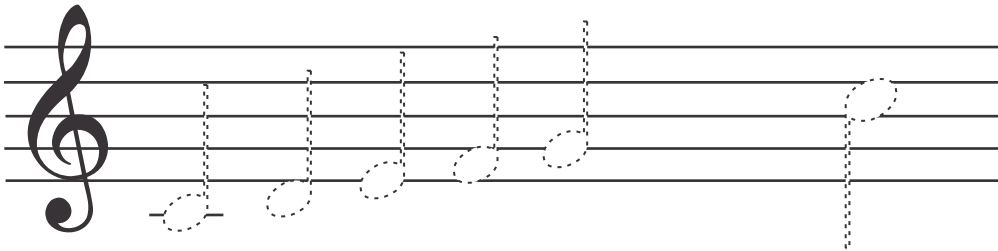
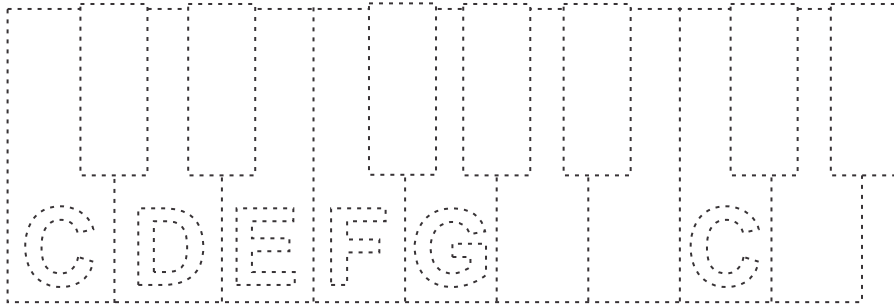
Junior Note Names

Worksheet 11


Name

C, D, E, F, G and C


Trace and Color.



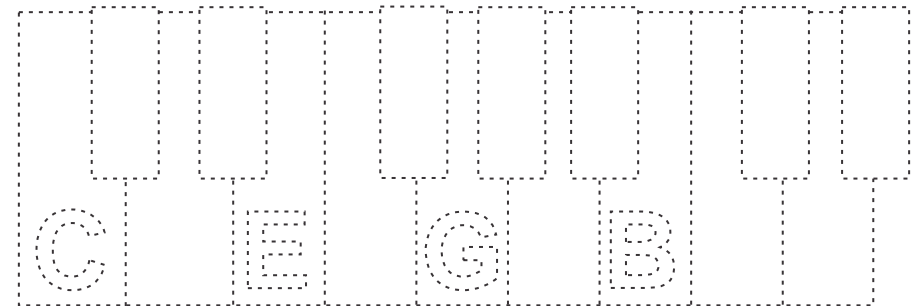
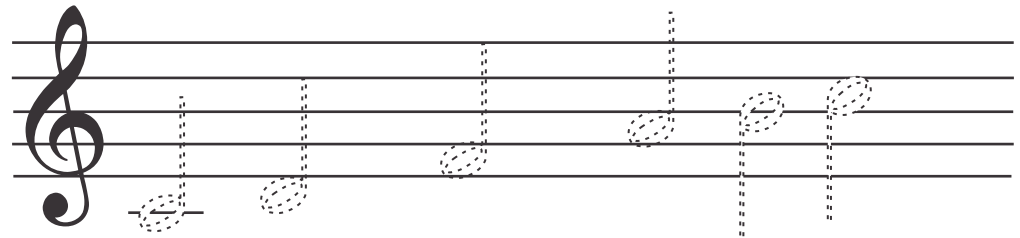
Trace and complete these notes. Each one is a



Write the names of these notes in the boxes.



Complete the keyboard and write the notes on the staff







Junior Note Names

Worksheet 12

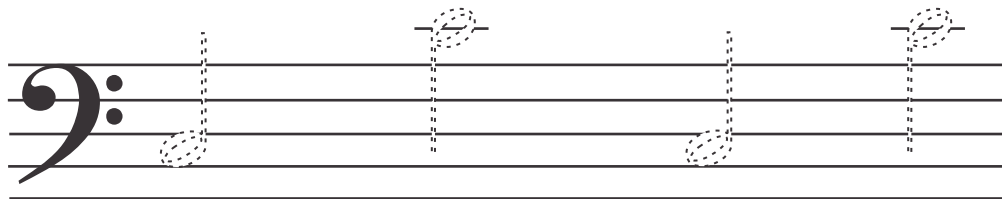
Name

C, B, A, G, F and C


Trace and Color.



Trace and complete these notes. Each one is a



Write the names of these notes in the boxes.



Complete the keyboard and write the notes on the staff

