



# Note Names in the Bass

by Beatrice Wilder

Product of Australia

## Contents

|              |   |
|--------------|---|
| Worksheet 1  | <b>Bass Basics</b><br>Completing note names inside large notes.                               |
| Worksheet 2  | <b>Find the Letters</b><br>Filling in large pretend notes. Supply the missing notes.          |
| Worksheet 3  | <b>Tracing C</b><br>Getting to know where the three Cs are                                    |
| Worksheet 4  | <b>Tricky Scramble</b><br>Solving an unusual 'scrambled letters' puzzle.                      |
| Worksheet 5  | <b>Solve This!</b><br>Puzzle. Extra notes have been written in to make up a 'missing' phrase. |
| Worksheet 6  | <b>Something Fishy</b><br>A secret code to decipher.  |
| Worksheet 7  | <b>Match Them Up</b><br>Draw lines between groups of letters and notes.                       |
| Worksheet 8  | <b>Giant X-Word</b><br>The notes are given as the clues to the crossword. A real teaser.      |
| Worksheet 9  | <b>No-Word Search</b><br>A bit tricky. Find combinations of the letters A to G.               |
| Worksheet 10 | <b>Hidden Story</b><br>A story with letters missing. The clues are given as notes.            |
| Worksheet 11 | <b>Crazy - Maze</b><br>How many notes have paths leading to their letter names?               |
| Worksheet 12 | <b>Word Exchange</b><br>Re-write words using notes on lines or in spaces as required.         |
| Worksheet 13 | <b>Information Sheet</b><br>Names of all the notes used in these worksheets.                  |

Copyright © Beatrice Wilder 2010  
Published in 2010 by **Music Fun**

P.O. Box 342 Katoomba NSW 2780  
19 Millyard Lane Katoomba 2780

Phone: (02) 4782 3073

Email: [info@musicfun.net.au](mailto:info@musicfun.net.au)  
Web: [www.musicfun.net.au](http://www.musicfun.net.au)



# Bass Basics

Fill in the missing letters.

A bass clef staff with five lines. The notes are: C (first space), an empty circle (second space), E (third space), an empty circle (fourth space), and G (fifth space).

A bass clef staff with five lines. The notes are: an empty circle (first space), B (second space), an empty circle (third space), D (fourth space), an empty circle (fifth space), and F (sixth space).

A bass clef staff with five lines. The notes are: an empty circle (first space), F (second space), an empty circle (third space), D (fourth space), and an empty circle (fifth space).

A bass clef staff with five lines. The notes are: an empty circle (first space), an empty circle (second space), C (third space), an empty circle (fourth space), A (fifth space), G (sixth space), and an empty circle (seventh space).

These are a bit mixed up.

Can you write all the letters in?

A bass clef staff with five lines. The notes are: A (first space), an empty circle (second space), B (third space), an empty circle (fourth space), D (fifth space), an empty circle (sixth space), F (seventh space), an empty circle (eighth space), and G (ninth space).



# Find the Letters

A bass clef staff with seven lines. From left to right, the notes are: C (on the first line), an empty circle (on the first space), E (on the second line), an empty circle (on the second space), G (on the third line), an empty circle (on the third space), an empty circle (on the fourth line), D (on the fourth space), an empty circle (on the fifth line), F (on the fifth space), an empty circle (on the sixth line), A (on the sixth space), B (on the seventh line), and an empty circle (on the seventh space).

Fill in the missing letters.

A bass clef staff with seven lines. From left to right, the notes are: an empty circle (on the first space), an empty circle (on the second space), an empty circle (on the third space), an empty circle (on the fourth space), an empty circle (on the fifth space), an empty circle (on the sixth space), and an empty circle (on the seventh space). Below the staff, there is a legend consisting of a circle on a line and a circle on a space.

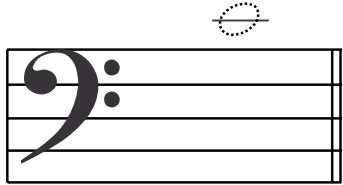
Write the letter names in the notes above.  
Place the notes below into their proper positions on the staff above.

- F
- A
- E
- C
- C
- F
- D
- E
- G
- G

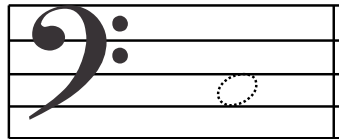
Cross each one out as you use it.



# Tracing C



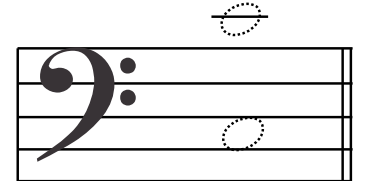
Middle C



C in a Space




Cs on leger lines




All three Cs

Cross out the note in each set that is NOT a C.



Circle notes that are Cs:



Draw C in a space

Draw Middle C

Draw three Cs



# Tricky Scramble

To find the answers, you will need to unscramble the letters. We have left out all the letters from A to G and placed them on the staves to the right. They are in the correct order, so you will only need to add them to the other letters, once you have arranged them correctly. The number of letters in each word is given in brackets.

A member of the string family (5)

-----

lol



A German baroque composer, JS (5)

-----

h

Notes smoothly connected are (6)

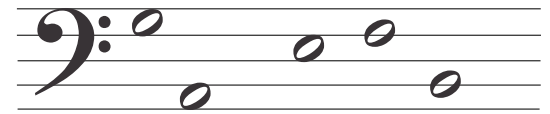
-----

lot

At the start of our music is a bass (4)

-----

l



A violin is played with a ... (3)

-----

wo

An eighth note is also called a (6)


-----

vrqu

This word means 'loud' (5)

-----

rot



A group of musicians form a (4)

-----

n

A word for 'a semitone lower' is (4)

-----

lt

A composer, Georg Friedrich ..... (6)


-----

hnl

Another name for a violinist (7)

-----

ril



Large member of the violin family (10)


-----

souls

A musical performance is a (7)

-----

torn



A violin is a ..... instrument (8)

-----

tsirn



# Solve This!

Check these Notes. Each word has one extra letter. Write the correct words under the notes.  
(All the words are in the middle of the page, in mixed order.)

Write all the extra letters in the middle. They spell the answer to the riddle.



Baggage

Deed

Badge

Beef

Bagged

Cadge

Fade


Cafe

Decade

Faced



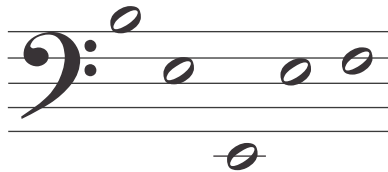

Babe

Bead



What dad found in a nest in the old bird cage in the attic.

— — — — — — — — —





# Something Fishy

Each fish has a name. The names are written in code.  
They are also written on the staves.  
See if you can crack the code and name the fishes.

Secret Code

|                          |                          |                          |                          |                          |                          |                          |
|--------------------------|--------------------------|--------------------------|--------------------------|--------------------------|--------------------------|--------------------------|
|                          |                          |                          |                          |                          |                          |                          |
| <input type="checkbox"/> | <input type="checkbox"/> | <input type="checkbox"/> | <input type="checkbox"/> | <input type="checkbox"/> | <input type="checkbox"/> | <input type="checkbox"/> |

|  |      |      |      |  |
|--|------|------|------|--|
|  | <br> | <br> | <br> |  |
|--|------|------|------|--|

|  |      |      |      |  |
|--|------|------|------|--|
|  | <br> | <br> | <br> |  |
|--|------|------|------|--|


|  |      |      |      |  |
|--|------|------|------|--|
|  | <br> | <br> | <br> |  |
|--|------|------|------|--|

|      |      |      |      |
|------|------|------|------|
| <br> | <br> | <br> | <br> |
|------|------|------|------|

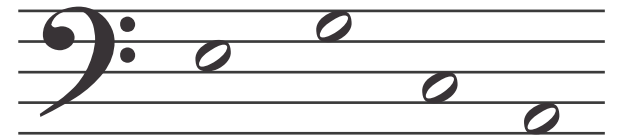





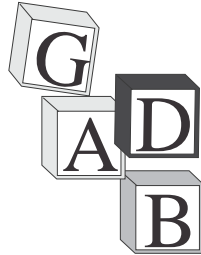







# Match Them Up



Use lines to join each group of blocks with a matching group of notes.





# Giant X-Word

## Across

1.

5.

8.

9.

10.

12.

13.

15.

17.

18.

19.

21.

23.

24.

25.

## Down

2.

3.

4.

6.

7.

11.

12.

14.

15.

16.

17.

20.

21.




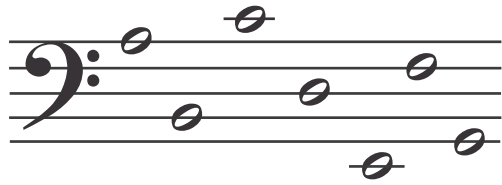
22.

23.

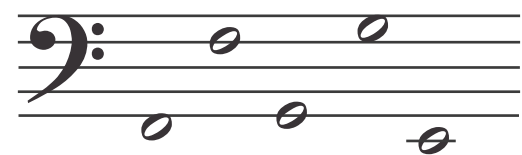
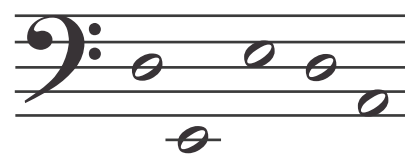







# No-Word Search

This one is really tricky. There are no words to find. You are looking for the exact combinations and the exact orders of the letters A to G as shown by the notes below. Remember that the notes and the letters need to be in exactly the same order as each other.




|   |   |   |   |   |   |   |   |   |   |   |   |   |   |   |
|---|---|---|---|---|---|---|---|---|---|---|---|---|---|---|
| I | X | L | T | X | F | G | A | B | A | B | F | A | J | C |
| A | D | E | E | D | F | A | C | C | D | B | L | O | Y | L |
| U | D | E | G | E | G | X | U | F | A | D | O | X | G | S |
| G | A | G | D | F | F | G | G | E | P | F | P | L | H | C |
| F | C | C | G | A | J | H | T | P | N | F | H | V | E | U |
| W | B | F | E | P | E | H | C | M | E | D | G | C | H | H |
| A | A | B | B | C | C | A | L | J | Z | B | R | O | J | R |
| P | O | Q | A | G | Y | T | E | E | A | A | O | Z | Z | G |
| I | B | F | A | Y | O | G | L | Z | K | C | R | M | R | S |
| S | A | F | X | J | W | K | P | E | V | K | C | B | C | E |
| F | T | T | M | K | J | U | X | D | K | P | T | Z | S | S |






# Hidden Story


Some of the letters A B C D E F and G have been left out of this story. You can find them in the proper order on the staves below. See if you can fill them in. Use a very sharp pencil and write neatly.



\_ \_ \_ t l \_ m \_ n i \_ w \_ s a \_ \_ \_ t h a t \_ r \_ w w i t h t h \_ \_ \_ t l e s ,



\_ n \_ n \_ l i s h \_ \_ n \_ \_ i s \_ o v \_ r \_ \_ \_ i n \_ \_ l u \_ \_ \_ l l e \_ T h \_ \_ \_ v \_ r n .



\_ \_ n s \_ \_ \_ m \_ h y s t \_ r i \_ \_ l \_ n \_ s \_ r \_ \_ m \_ \_ d u r i n \_ t h \_ i r \_ o n \_ \_ r t s .



# Crazy - Maze

Do all the notes have paths leading to their names? How many paths can you find? Using coloured pencils will help. Number: .....  
You may enter anywhere you like on the outside edge. There has to be a clear path between notes and note names.

The maze is circular with a central point labeled 'CD'. The names are arranged in concentric rings:


- Innermost ring: CD
- Second ring: DC, AF, GC
- Third ring: CA, BB, AB, CF
- Fourth ring: EG, FC, BF
- Outermost ring: BD, GG

Surrounding the maze are 18 musical staves in bass clef, each containing one or two notes. Arrows point from these notes towards the maze paths, indicating the starting points for finding paths to the note names.




# Word Exchange



These words are made up of notes written in spaces.  
Can you figure out what the words are,  
and then write them again, using only notes that are on lines?





The word is: .....




The word is: .....




The word is: .....





The word is: .....





These words are made up of notes written on lines.  
Can you figure out what the words are,  
and then write them again, using only notes that are in spaces?



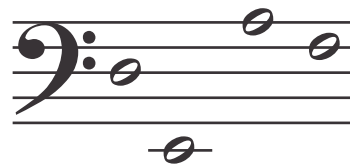

The word is: .....




The word is: .....



The word is: .....






The word is: .....









# Basic Information



### The notes used in this worksheet are:

-  **semibreve (or whole note)**  
The semibreve is the longest note in general use.
-  **minim (or half note)**  
A minim is played for half the time of a semibreve.
-  **crotchet (or quarter note)**  
A crotchet is played for half of the time of a minim.
-  **quaver (or eighth note)**  
A quaver is played for half of the time of a crotchet.