



# Alto Clef

# Note Names

by Beatrice Wilder

## Contents

- Sheet 1: Find The Secret Word
- Sheet 2: Alphabet Blocks
- Sheet 3: Little Crossword
- Sheet 4: Giant X-word
- Sheet 5: Word Search
- Sheet 6: Scrambled Words
- Sheet 7: Quiz
- Sheet 8: Competition
- Sheet 9: Word Exchange
- Sheet 10: Easy Anagrams
- Sheet 11: Add A Letter
- Sheet 12: Finding Wisdom
- Sheet 13: Information Sheet

Copyright © Beatrice Wilder 2000  
Published in 2000 by **Music Fun**

P.O. Box 342 Katoomba NSW 2780  
19 Millyard Lane Katoomba 2780  
Australia

Phone: (02) 4782 3073

Email: [info@musicfun.net.au](mailto:info@musicfun.net.au)  
Web: [www.musicfun.net.au](http://www.musicfun.net.au)

Please feel free to contact us with any questions about  
the copying and use of our worksheets in your school.




# Alto Clef Note Names

## Sheet 1

Name .....



# Find the Secret Word

Check the spelling. There are some extra letters added to some of these words.  
Write the correct words under the notes. (All the words are in the middle of the page, in mixed order.) Write all the extra letters in the middle. They spell another word.



fee  
bad  
badge  
faced  
added  
fade

edge  
deaf  
bed  
bead  
cab  
face





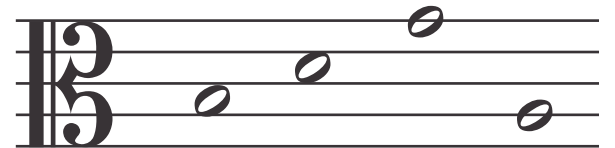








# Alto Clef Note Names Sheet 2

Name .....

## Alphabet Blocks

Each pile of alphabet blocks has the same letters as one of the groups of notes

Use lines to join each group of blocks with a matching group of notes.





# Little Crossword

Across


1.

5.

6.

8.

9.



3.

4.

6.

7.

Down

1.

2.

7.



# Alto Clef Note Names

## Sheet 4

Name .....

# Giant X-Word

### Across

1.

5.

7.

8.

10.

16.

11.

17.

12.

20.

15.

21.

### Down

1.

11.

2.

12.

3.

13.

4.

14.

6.

18.

8.

19.

9.

20.







# Alto Clef Note Names Sheet 5









Name .....

# Word Search

How many words can you find here? As you find a word, circle it, and then write it under one of the staves. Then, using semibreves, minims or crotchets, draw the notes for each of the letters in the correct places. You must find at least six words containing five letters or more. No words of less than three letters will be accepted.



C	A	B	C	A	D	G	E	D	B	A	B	E	E	D
A	D	D	E	D	E	A	F	E	E	D	A	D	E	E
B	E	D	E	E	C	G	A	F	E	A	E	D	G	E
B	A	D	E	E	A	E	G	A	D	G	E	E	B	B
A	C	E	F	A	D	E	E	C	E	E	F	E	A	F
G	E	E	B	B	E	D	E	E	F	F	A	D	E	E
E	F	F	A	C	E	E	A	D	D	E	D	A	D	D
D	A	B	B	A	G	G	A	G	E	D	C	A	B	B
E	D	G	E	D	A	G	G	A	A	B	A	D	G	E
E	E	B	A	B	E	C	C	A	F	E	F	D	G	A
D	D	E	D	B	E	E	F	A	B	E	D	A	E	D





# Alto Clef Note Names

## Sheet 6

Name .....

# Scrambled Words

Unscramble the words from the boxes in the middle of the page. Supply the words or the notes to complete each box correctly. Draw a line connecting the matching boxes as you complete each one.

.....

Faced.....

.....

Aged.....

.....

Bad.....

**E**  
**B**  
**D**  
**A**

**E**  
**D**  
**D**  
**E**

**E**  
**G**  
**G**

**A**  
**D**  
**B**

**G**  
**D**  
**E**

**A**  
**E**  
**D**  
**F**  
**D**

**E**  
**B**  
**E**

**C**  
**G**  
**D**  
**A**  
**E**

**D**  
**A**  
**F**

**A**  
**D**  
**F**  
**E**  
**C**

**E**  
**D**  
**C**  
**E**

**E**  
**D**  
**G**  
**A**

Fad.....

.....

Edge.....

.....

Bee.....

.....





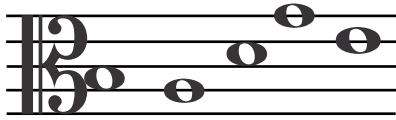
# Alto Clef Note Names

## Sheet 7

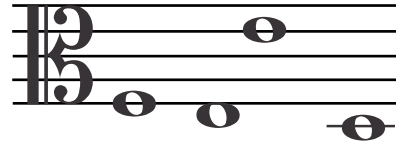
Name .....

### Quiz - tick the correct word

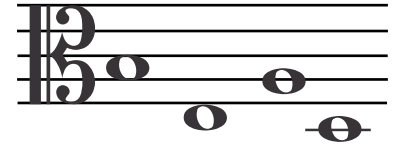
- badge
- cadge
- faded



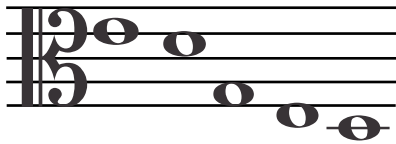
- bade
- gage
- feed




- bead
- bade
- feed



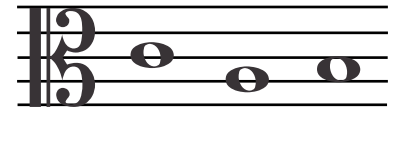
- faced
- edged
- added



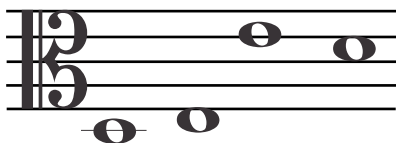
- gage
- babe
- bebe



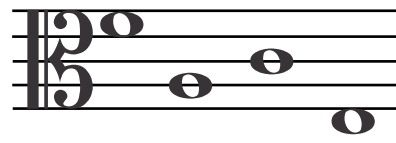
- cad
- cab
- ade



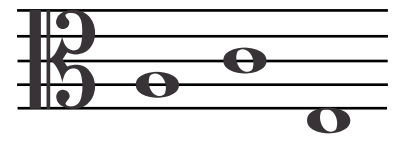
- deed
- feed
- bead



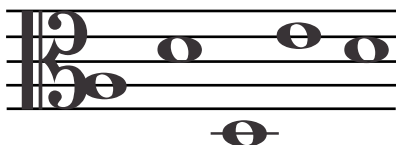
- fade
- face
- bade



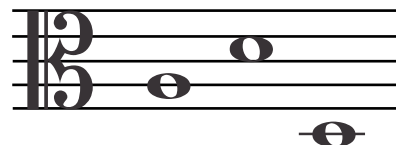
- ace
- egg
- dab



- egged
- faced
- added



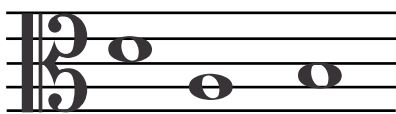
- add
- ade
- abe



- face
- fade
- cage



- bed
- dab
- bad



- dab
- age
- egg



- bead
- deaf
- bade










# Alto Clef Note Names Sheet 8

Name .....

## Competition







Which teddy can make the most words? Use each letter only once and each word only once.  
(Cross out the letters as you use them)



Letters: A, C, E, B, C, G, D, B, E, A, E, F, A, G, F, D, B, E, C, D, G, A, F, A



Letters: F, A, G, F, B, C, D, A, A, B, D, B, E, C, G, E, C, D, E, E, C, E, F, B, D

The winner is

.....



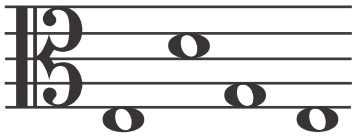
# Alto Clef Note Names

## Sheet 9

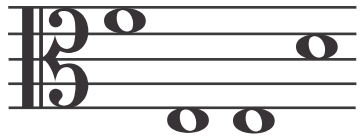

Name .....

# Word Exchange



The notes below are all written in spaces. They spell words. Can you figure out what the words are, and then write them again, using only notes that are on lines?





The word is: .....




The word is: .....



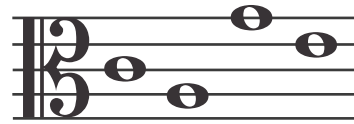
The word is: .....



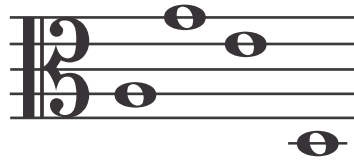

The word is: .....



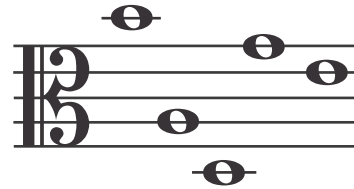

The notes below are all written on lines. They spell words. Can you figure out what the words are, and then write them again, using only notes that are in spaces?



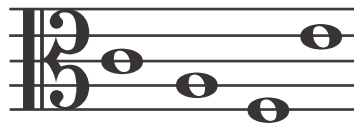

The word is: .....



The word is: .....



The word is: .....




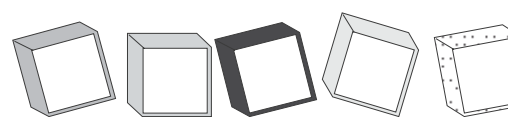

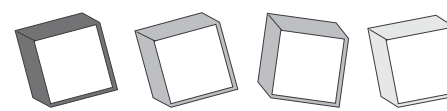

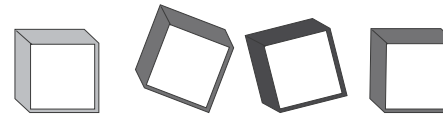

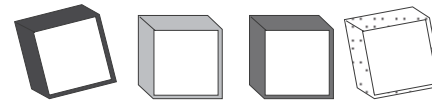

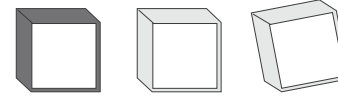
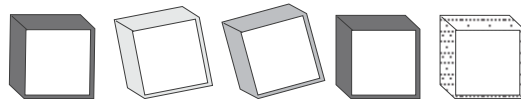
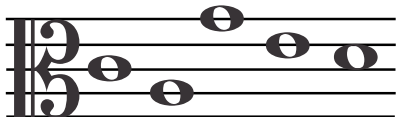
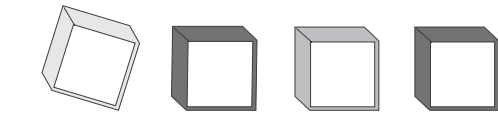
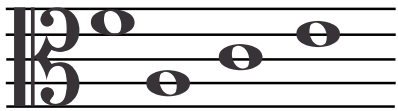
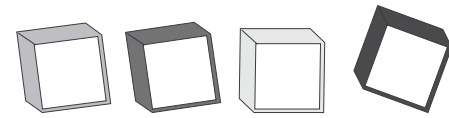
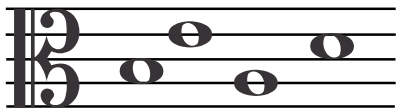
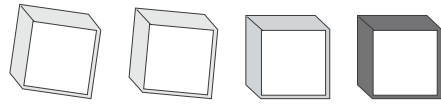
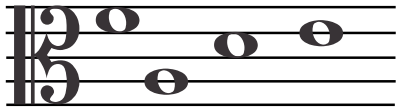
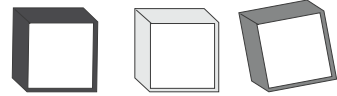
The word is: .....





# Easy Anagrams

Find the words on the left side of the page. Write the letters of the words onto the blocks. Rearrange the letters to make a new word. Write the other word on the blocks and the staff on the opposite side.






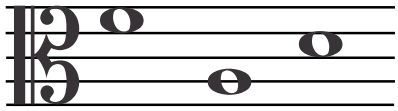
# Alto Clef Note Names

## Sheet 11


Name .....

# Add A Letter


Find the first word. Add a letter and arrange the letters to create a second word.  
Then add another letter, and arrange them again to form a third word. To help you, the add-on letters are given.




A




E




F




D




E




G




D



C



C



D



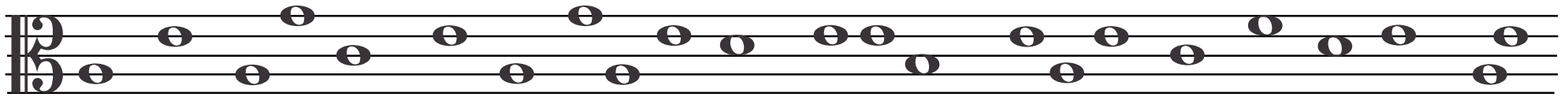
# Alto Clef Note Names

Sheet 12

Name .....

## Finding Wisdom

All the missing letters in these wise sayings can be found on the staff below. Cross out each letter as you use it.  
Use each letter only once.

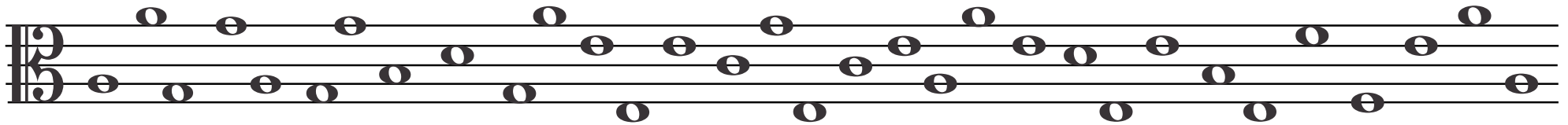


\_ stit\_h in tim\_ s\_v\_s nin\_.

Look \_\_\_or\_ you l\_\_p.

\_ll th\_t \_litt\_rs is not \_ol\_.

\_rim\_ \_o\_s not p\_y.



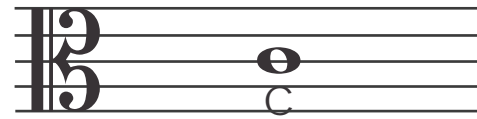
M\_ny h\_n\_s m\_ke li\_ht work. \_ivin\_ is \_\_tt\_r th\_n r\_\_\_ivin\_.

\_ rollin\_ ston\_ \_\_th\_rs no moss. Pri\_\_\_om\_s \_\_\_or\_ \_ \_\_ll.

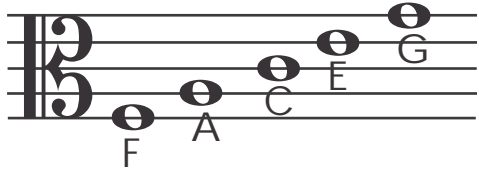


# Alto Clef Note Names

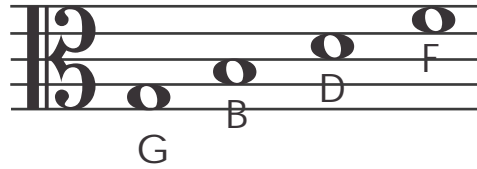
## Sheet 13 Information Sheet



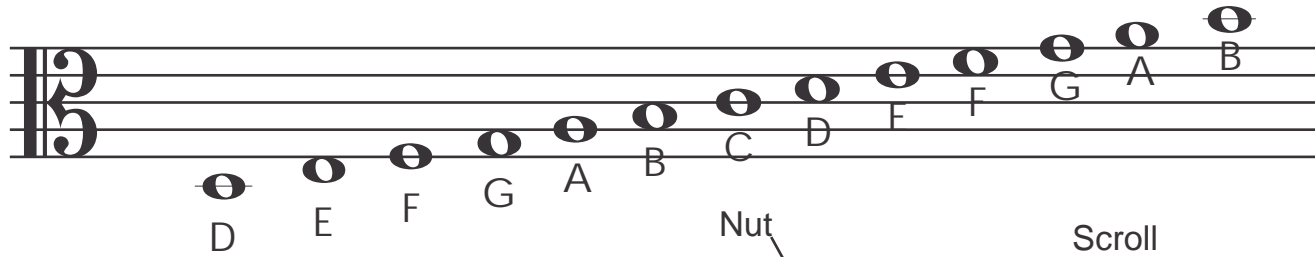
Middle C



FACE G



Good Boys Deserve Fruit



### The notes used in this worksheet are:



**semibreve (or whole note)**  
The semibreve is the longest note in general use.



**minim (or half note)**  
A minim is played for half the time of a semibreve.



**crotchet (or quarter note)**  
A crotchet is played for half of the time of a minim.



**quaver (or eighth note)**  
A quaver is played for half of the time of a crotchet.

