



# Alto Clef

# Note Names

Beatrice Wilder

## Contents

Sheet 1: Find The Secret Word  
Sheet 2: Alphabet Blocks  
Sheet 3: Little Crossword  
Sheet 4: Giant X-word  
Sheet 5: Word Search  
Sheet 6: Scrambled Words  
Sheet 7: Quiz  
Sheet 8: Competition  
Sheet 9: Word Exchange  
Sheet 10: Easy Anagrams  
Sheet 11: Add A Letter  
Sheet 12: Finding Wisdom  
Sheet 13: Information Sheet

Copyright © Beatrice Wilder 2000  
Published in 2000 by **Music Fun**

P.O. Box 342 Katoomba NSW 2780  
19 Millyard Lane, Katoomba 2780  
Australia

Phone: 0438 439 984

Email: [info@musicfun.net.au](mailto:info@musicfun.net.au)  
Web: [www.musicfun.net.au](http://www.musicfun.net.au)

Please feel free to contact us with any questions about the copying and use of our worksheets in your school as well as information about Australia's current copyright provisions governing educational institutions.

Nearly all Australian schools have licenses allowing them to copy and communicate material including from our worksheets. If in doubt, please ask us.




# Alto Clef Note Names

Sheet 1

Name .....






## Find the Secret Word

Check the spelling. There are some extra letters added to some of these words.  
Write the correct words under the notes. (All the words are in the middle of the page, in mixed order.) Write all the extra letters in the middle. They spell another word.



fee  
bad  
badge  
faced  
added  
fade

edge  
deaf  
bed  
bead  
cab  
face





# Alto Clef Note Names










## Sheet 2

Name .....

# Alphabet Blocks

Each pile of alphabet blocks has the same letters as one of the groups of notes

Use lines to join each group of blocks with a matching group of notes.










# Alto Clef Note Names

## Sheet 3

Name .....

# Little Crossword

Across



Down






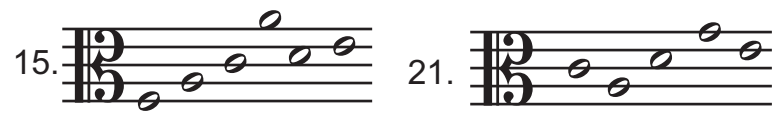
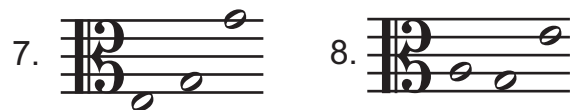

# Alto Clef Note Names

## Sheet 4

Name .....

# Giant X-Word

## Across



## Down









# Alto Clef Note Names

## Sheet 5





Name .....

# Word Search

How many words can you find here? As you find a word, circle it, and then write it under one of the staves. Then, using semibreves, minims or crotchets, draw the notes for each of the letters in the correct places. You must find at least six words containing five letters or more. No words of less than three letters will be accepted.



C	A	B	C	A	D	G	E	D	B	A	B	E	E	D
A	D	D	E	D	E	A	F	E	E	D	A	D	E	E
B	E	D	E	E	C	G	A	F	E	A	E	D	G	E
B	A	D	E	E	A	E	G	A	D	G	E	E	B	B
A	C	E	F	A	D	E	E	C	E	E	F	E	A	F
G	E	E	B	B	E	D	E	E	F	F	A	D	E	E
E	F	F	A	C	E	E	A	D	D	E	D	A	D	D
D	A	B	B	A	G	G	A	G	E	D	C	A	B	B
E	D	G	E	D	A	G	G	A	A	B	A	D	G	E
E	E	B	A	B	E	C	C	A	F	E	F	D	G	A
D	D	E	D	B	E	E	F	A	B	E	D	A	E	D





# Alto Clef Note Names

## Sheet 6

Name .....

## Scrambled Words

Unscramble the words from the boxes in the middle of the page. Supply the words or the notes to complete each box correctly.  
Draw a line connecting the matching boxes as you complete each one.

.....

.....Faced.....

.....

.....Aged.....

.....

.....Bad.....

**E B**  
**D A**

**E D**  
**D E**

**E G**  
**G**

**A D**  
**B**

**G**  
**D E**

**A E**  
**D F D**

**E B**  
**E**

**C G**  
**D A E**

**D A**  
**F**

**A D**  
**F E C**

**E D**  
**C E**

**E D**  
**G A**

.....Fad.....

.....

.....Edge.....

.....

.....Bee.....

.....





# Alto Clef Note Names

Sheet 7

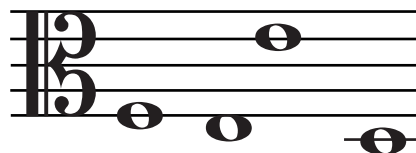
Name .....

## Quiz - tick the correct word

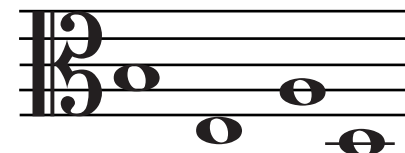
- ☐ badge
- ☐ cadge
- ☐ faded



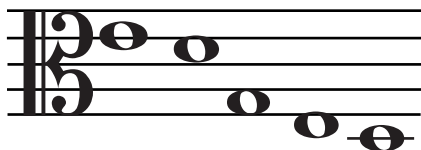
- ☐ bade
- ☐ gage
- ☐ feed



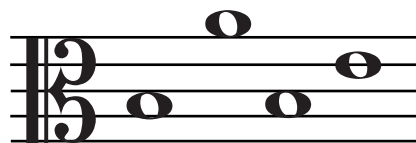
- ☐ bead
- ☐ bade
- ☐ feed



- ☐ faced
- ☐ edged
- ☐ added



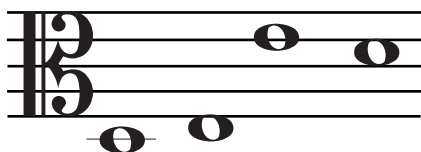
- ☐ gage
- ☐ babe
- ☐ bebe



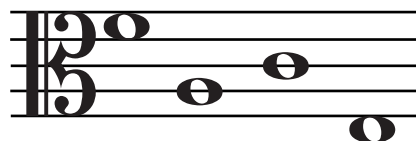
- ☐ cad
- ☐ cab
- ☐ ade



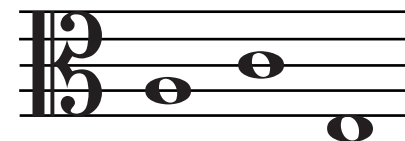
- ☐ deed
- ☐ feed
- ☐ bead



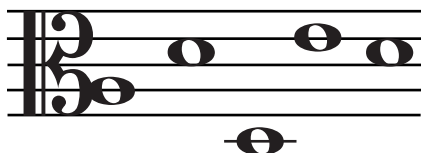
- ☐ fade
- ☐ face
- ☐ bade



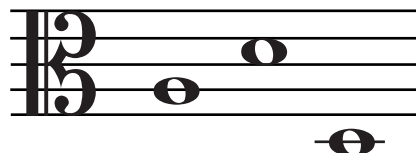
- ☐ ace
- ☐ egg
- ☐ dab



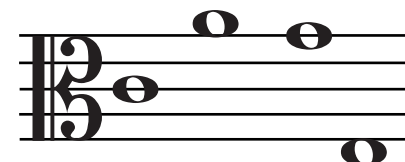
- ☐ egged
- ☐ faced
- ☐ added



- ☐ add
- ☐ ade
- ☐ abe



- ☐ face
- ☐ fade
- ☐ cage




- ☐ bed
- ☐ dab
- ☐ bad



- ☐ dab
- ☐ age
- ☐ egg



- ☐ bead
- ☐ deaf
- ☐ bade













# Alto Clef Note Names

## Sheet 8

Name .....

## Competition

Which teddy can make the most words? Use each letter only once and each word only once.  
(Cross out the letters as you use them)



The winner is

.....




# Alto Clef Note Names

## Sheet 9



Name .....

# Word Exchange


The notes below are all written in spaces. They spell words.  
Can you figure out what the words are,  
and then write them again, using only notes that are on lines?




The word is: .....




The word is: .....



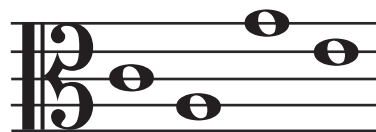
The word is: .....



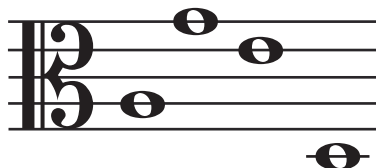

The word is: .....



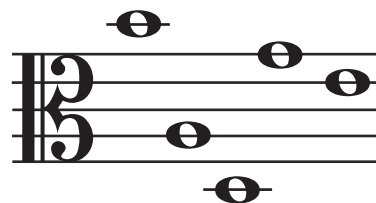

The notes below are all written on lines. They spell words.  
Can you figure out what the words are,  
and then write them again, using only notes that are in spaces?



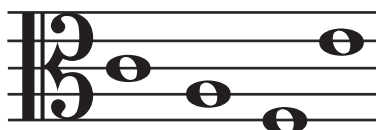

The word is: .....




The word is: .....



The word is: .....



The word is: .....






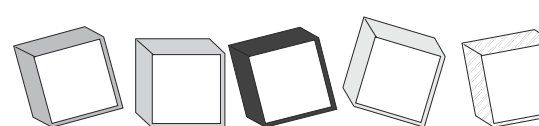

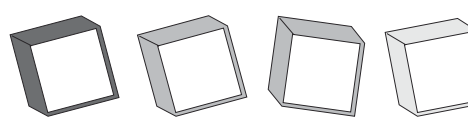


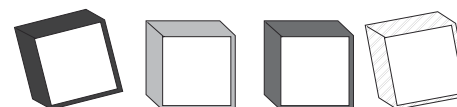

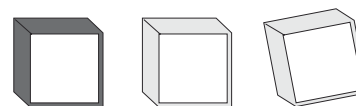
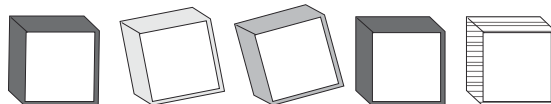
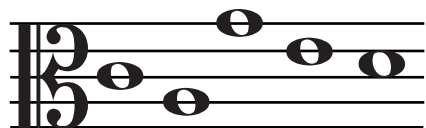
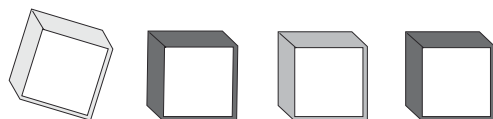
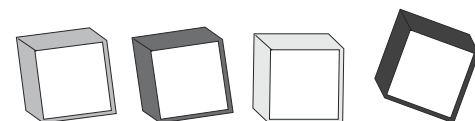
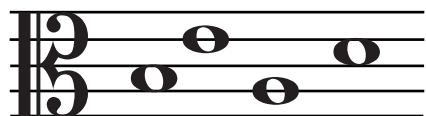
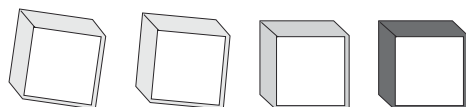

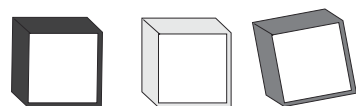
# Alto Clef Note Names

Sheet 10

Name .....

## Easy Anagrams

Find the words on the left side of the page. Write the letters of the words onto the blocks. Rearrange the letters to make a new word. Write the other word on the blocks and the staff on the opposite side.





# Alto Clef Note Names


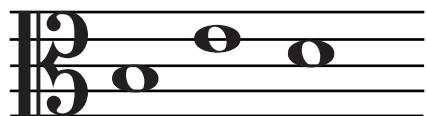
Sheet 11

Name .....

## Add A Letter



Find the first word. Add a letter and arrange them to create a second word.

Then add another letter, and arrange them again to form a third word. To help you, the add-on letters are given.





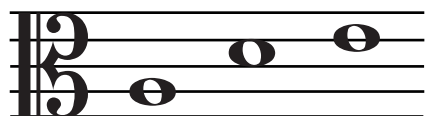
A

G





E

D




F

C



D

C



E

D




# Alto Clef Note Names

Sheet 12

Name .....

## Finding Wisdom

All the missing letters in these wise sayings can be found on the staff below. Cross out each letter as you use it.  
Use each letter only once.

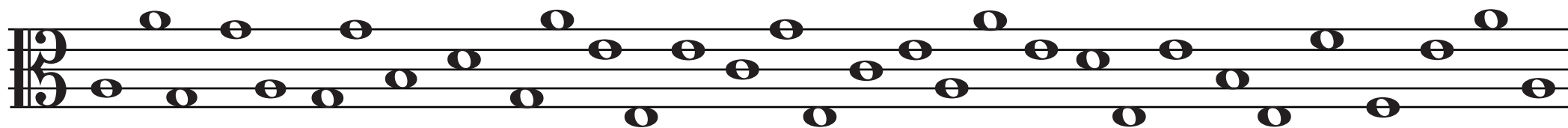


\_ stit \_ h in tim \_ s \_ v \_ s nin \_.

Look \_\_\_ or \_ you l \_\_ p.

\_ ll th \_ t \_ litt \_ rs is not \_ ol \_.

\_ rim \_ \_ o \_ s not p \_ y.



M \_ ny h \_ n \_ s m \_ ke li \_ ht work. \_ ivin \_ is \_\_\_ tt \_ r th \_ n r \_\_\_ ivin \_.

\_ rollin \_ ston \_ \_\_\_ th \_ rs no moss. Pri \_\_\_ om \_ s \_\_\_ or \_ \_ \_\_\_ ll.




# Alto Clef Note Names


## Sheet 13 Information Sheet



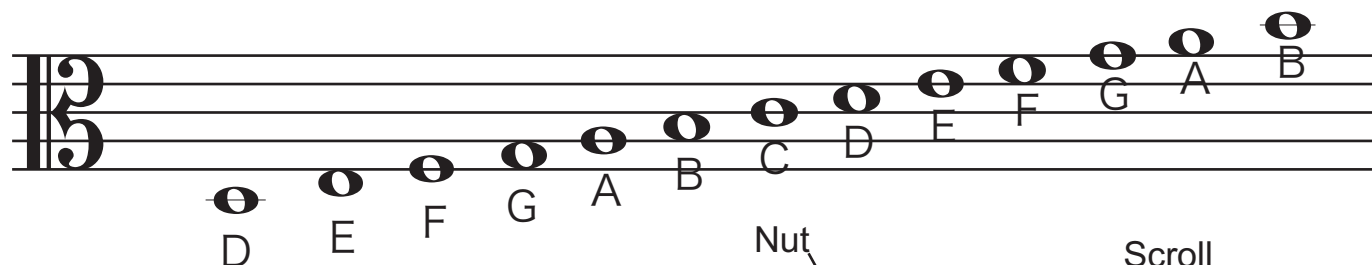
Middle C



F A C E G



Good Boys Deserve Fruit



The notes used in this worksheet are:



### semibreve (or whole note)

The semibreve is the longest note in general use.



### minim (or half note)

A minim is played for half the time of a semibreve.



### crotchet (or quarter note)

A crotchet is played for half of the time of a minim.



### quaver (or eighth note)

A quaver is played for half of the time of a crotchet.

