



# Wombat Waddle

Easy school band arrangement

by Kurt Hahn

Instruments:

Voice

Soprano Recorders

Soprano Xylophone

Alto Xylophone

Maracas

Güiro

Snare Drum

Bass Drum

Hand Claps

Foot Stamps



# Wombat Waddle

Sheet 1  
Teacher's Score 1

Kurt Hahn

1 2 3 4 5 6

Soprano Recorder

Soprano Recorder

Soprano Xylophone

Alto Xylophone

Maracas

Guiro

Snare Drum

Bass Drum

Hand Claps

Foot Stamps



# Wombat Waddle

Sheet 2

Teacher's Score 2

Kurt Hahn

7 8 9 10 11 12

Soprano Recorder

Soprano Recorder

Soprano Xylophone

Alto Xylophone

Maracas

Guiro

Snare Drum

Bass Drum

Hand Claps

Foot Stamps



# Wombat Waddle

Sheet 3  
Teacher's Score 3

Kurt Hahn

13 14 15 16 17

Soprano Recorder

Soprano Recorder

Soprano Xylophone

Alto Xylophone

Maracas

Guiro

Snare Drum

Bass Drum

Hand Claps

Foot Stamps



# Wombat Waddle

Sheet 4

Teacher's Score 4

Kurt Hahn

18 19 20 21

Soprano Recorder

Soprano Recorder

Soprano Xylophone

Alto Xylophone

Maracas

Guiro

Snare Drum

Bass Drum

Hand Claps

Foot Stamps

The musical score is arranged in a system of ten staves. The first two staves are for Soprano Recorder, the next two for Soprano and Alto Xylophone, and the remaining six for percussion instruments: Maracas, Guiro, Snare Drum, Bass Drum, Hand Claps, and Foot Stamps. The score is divided into four measures, numbered 18, 19, 20, and 21. The melody for the recorders and xylophones consists of quarter notes and half notes. The percussion parts use various rhythmic patterns, including eighth notes, quarter notes, and half notes, often with accents or specific rhythmic markings.



# Wombat Waddle

Sheet 5

## Soprano Recorders

Name .....

Kurt Hahn

Recorder 1

Recorder 2

Recorder 1

Recorder 2

Recorder 1

Recorder 2

Recorder 1

Recorder 2



# Wombat Waddle

Sheet 6

## Xylophones Soprano and Alto

Name .....

Kurt Hahn

1 2 3 4 5 6

Soprano Xylophone

Alto Xylophone

7 8 9 10 11 12 13

Soprano Xylophone

Alto Xylophone

14 15 16 17

Soprano Xylophone

Alto Xylophone

18 19 20 21

Soprano Xylophone

Alto Xylophone



# Wombat Waddle

Sheet 7

## Maracas and Guiro

Name .....

Kurt Hahn

1 2 3 4 5

Maracas

Guiro

6 7 8 9 10 11

Maracas

Guiro

12 13 14 15 16

Maracas

Guiro

17 18 19 20 21

Maracas

Guiro





# Wombat Waddle

Sheet 8

## Snare Drum - Bass Drum

Name .....

Kurt Hahn

1 2 3 4 5 6

Snare Drum

Bass Drum

7 8 9 10 11 12

Snare Drum

Bass Drum

13 14 15 16 17

Snare Drum

Bass Drum

18 19 20 21

Snare Drum

Bass Drum



# Wombat Waddle

Sheet 8

## Hand Claps - Foot Stamps

Name .....

Kurt Hahn

1 2 3 4 5 6

Hand Claps

Foot Stamps

7 8 9 10 11 12

Hand Claps

Foot Stamps

13 14 15 16 17

Hand Claps

Foot Stamps

18 19 20 21



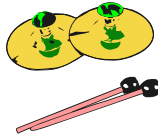
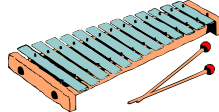


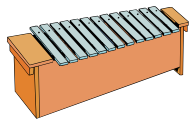




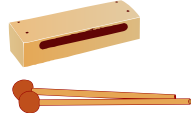
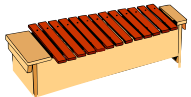
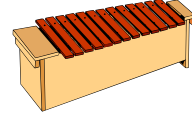
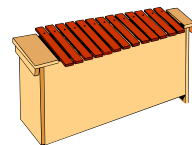

Maracas

Guiro



# Three Easy Band Arrangements Help Sheet

1. Download and listen to the mp3 file.  
Instruments can be changed. Substitute with what you have on hand.
2. Practice clapping and counting beats  
Singing the songs helps to reinforce the timing.
2. Divide the class into instrument groups.  
Students working in small groups helps them to listen to each other and practice their timing as well as getting used to their instruments.

<b>Instruments used:</b>	 <b>Bongo Drums</b>	 <b>Castanets</b>	 <b>Cymbals</b>	 <b>Glockenspiel</b>	 <b>Güiro</b>
 <b>Handclaps</b>	 <b>Maracas</b>	 <b>Metallophone</b>	 <b>Soprano Recorder</b>	 <b>Snare Drum</b>	 <b>Tambourine</b>
 <b>Triangle</b>	 <b>Woodblock</b>	 <b>Soprano Xylophone</b>	 <b>Alto Xylophone</b>	 <b>Bass Xylophone</b>	 <b>Voice</b>