



Product of Australia

Learn to Improvise 1
‘Do Your Own Swing’
Parts

by Kurt Hahn

Copyright © Kurt Hahn 2022
Published in 2022 by **Music Fun**

19 Millyard Lane Katoomba 2780
P.O. Box 342 Katoomba 2780

Phone: 0438 439 984
02 4782 3073

Email: info@musicfun.net.au
Web: www.musicfun.net.au

Please feel free to contact us with any questions about the copying and use of our worksheets in your school as well as information about Australia's current copyright provisions governing educational institutions.

Nearly all of our schools have licenses allowing them to copy and communicate material from our worksheets. If in doubt, please ask us.

Do Your Own Swing

Memorise the C Blues scale notes: C - Eb - F - Gb (F#) - G - Bb - C on your Recorder or Glockenspiel. Then play them in any order you like - you will not play a "wrong" note. The rhythm section will give you a beat to follow but make up your own tune with your own rhythm. Below we give you an example of what you may wish to do. However remember this is YOUR OWN music, so listen to your heart and play what the rhythm creates in your mind. The piano, Guitar and Bass will play a 12 bars pattern over and over again. Do not be shy. "Do Your Own Swing."

Now that you have had a look at this you will have noticed that the first 4 bar melody can be repeated even though the chord pattern is changing, The chord pattern is: C chord 4 bars - F chord 2 bars - then C chord 2 bars - G chord 1 bar - F chord 1 bar - C chord 2 bars. Hence, the "12 bar Blues." A guitar can also follow this chord pattern. Also, if you play this faster with a driving Rock beat you will have produced your own Rock-n-Roll.

Let it be Latin

You can learn Improvisation using this simple 4 bar pattern called the II-V-I turn around, based on the C Scale. Here the first chord (II) is a "D" minor chord, played for 1 bar. This is followed by the next chord (V) which is a "G" chord and played for 1 bar. Next comes chord (I) which of course is a "C" chord and played for 2 bars. This pattern is repeated as long as you wish. On your solo instrument you can play any notes from the C scale, however your ear will tell you not to hold certain notes for longer. The Rhythm section can play a "Samba", Rumba, Cha-Cha, or Bossa Nova" rhythm all of which are "Latin" rhythms.

Sample Number 1, **A**, below is based on a "Rumba."

Sample Number 2 **B**: "Fly Me To The Moon". You have some notes that sound like a discord. That is ok. because the resolution to harmony follows quickly. Now experiment with using all the notes you can play.

Sample Number 3, **C** : Randomly selected notes played rapidly do not clash with the harmonic structure of II-V- I turn around.



Learn to Improvise 1

Descant Recorder

Name

'Do Your Own Swing'

Kurt Hahn

A musical score for a descant recorder in 4/4 time. The score consists of three staves of music. The first staff starts at measure 8 and includes a measure rest for 4 measures. The second staff starts at measure 10 and ends with a triplet. The third staff starts at measure 14 and includes a first ending bracket and triplets. The key signature has one flat (Bb) and the time signature is 4/4.

8 **4**

10

14 **1.**

3 3 3



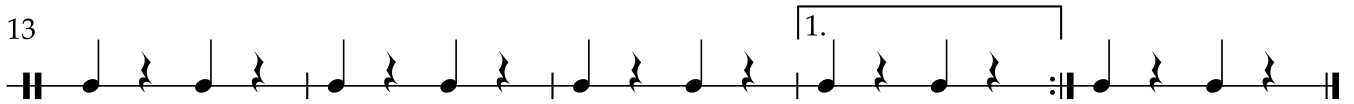
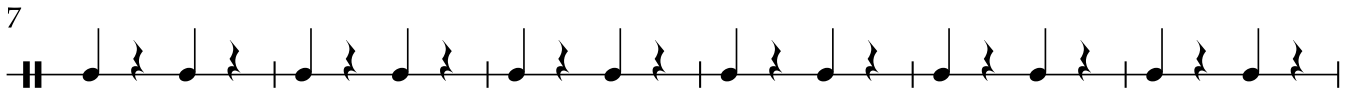
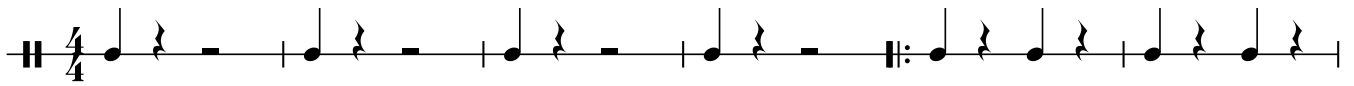
Learn to Improvise 1

Bass Drum

Name

'Do Your Own Swing'

Kurt Hahn





Learn to Improve 1

Snare Drum

Name

'Do Your Own Swing'

Kurt Hahn

4/4

5

9

13

16

1.



Learn to Improvise 1

Tenor Drum

Name

'Do Your Own Swing'

Kurt Hahn

4

5

9

13

16



Learn to Improvise 1

Piano

Name

'Do Your Own Swing'

Kurt Hahn

Musical notation for measures 1-5. The piece is in 4/4 time. The right hand features a melody of eighth notes and quarter notes, while the left hand provides a steady accompaniment of eighth notes. A repeat sign is present at the end of measure 5.

Musical notation for measures 6-10. The right hand continues the melodic line with eighth notes and quarter notes. The left hand maintains the eighth-note accompaniment. A repeat sign is present at the end of measure 10.

Musical notation for measures 11-14. The right hand melody includes some chords and rests. The left hand accompaniment remains consistent with eighth notes.

Musical notation for measures 15-18. Measure 15 starts with a new melodic phrase. Measure 16 contains a first ending bracket labeled '1.'. Measure 17 contains a second ending bracket labeled '3.'. Measure 18 concludes the piece with a final chord and a repeat sign.



Learn to Improve 1

Bass Guitar

Name

'Do Your Own Swing'

Kurt Hahn





Learn to Improvise 1

Glockenspiel

Name

'Do Your Own Swing'

Kurt Hahn

4

trm 3 trm

Detailed description: This block contains the first line of musical notation, measures 4 through 8. It begins with a treble clef and a 4/4 time signature. Measure 4 is a whole rest. Measure 5 starts with a repeat sign and contains a triplet of eighth notes (F4, G4, A4) followed by a quarter note (B4). Measure 6 contains a quarter note (C5), a quarter note (B4), and a quarter note (A4). Measure 7 contains a quarter note (G4), a quarter note (F4), and a half note (E4). Measure 8 contains a quarter note (D4), a quarter note (C4), and a half note (B3). The word 'trm' is written above the first and last measures.

9

trm 3 trm

Detailed description: This block contains the second line of musical notation, measures 9 through 12. Measure 9 contains a triplet of eighth notes (F4, G4, A4) followed by a quarter note (B4). Measure 10 contains a quarter note (C5), a quarter note (B4), and a quarter note (A4). Measure 11 contains a quarter note (G4), a quarter note (F4), and a half note (E4). Measure 12 contains a quarter note (D4), a quarter note (C4), and a half note (B3). The word 'trm' is written above the first and last measures.

13

trm 1. trm 3 3 trm

Detailed description: This block contains the third line of musical notation, measures 13 through 16. Measure 13 contains a triplet of eighth notes (F4, G4, A4) followed by a quarter note (B4). Measure 14 contains a quarter note (C5), a quarter note (B4), and a quarter note (A4). Measure 15 contains a quarter note (G4), a quarter note (F4), and a half note (E4). Measure 16 contains a quarter note (D4), a quarter note (C4), and a half note (B3). The word 'trm' is written above the first and last measures. A first ending bracket labeled '1.' spans measures 15 and 16. The piece ends with a double bar line.