



# Wake Up Sleepyhead!

**Easy school band arrangement**

by Kurt Hahn

Instruments:

Voice

Soprano Recorders

Soprano Xylophone

Alto Xylophone

Bass Xylophone

Maracas

Guiro

Triangle

Tambourine



# Three Easy Band Arrangements

Sheet 1

Teacher's Score 1

## Wake Up Sleepyhead!

Kurt Hahn

1 2 3 4 5

Voice: Wake up Wake up Wake up Slee - py head Wake

Soprano Recorder: *pp* crescendo poco a poco

Soprano Xylophone

Alto Xylophone

Bass Xylophone

Maracas

Guiro

Triangle

Tambourine



# Three Easy Band Arrangements

Sheet 2

Teacher's Score 2

## Wake Up Sleepyhead!

Kurt Hahn

6 7 8 9 10 11

Voice  
up it's time to get rea - dy for break-fast and get your - self to school

Soprano Recorder

Soprano Recorder

Soprano Xylophone

Alto Xylophone

Bass Xylophone

Maracas

Guiro

Triangle

Tambourine

Detailed description: This is a musical score for a band arrangement of 'Wake Up Sleepyhead!' by Kurt Hahn. The score is for a teacher's score and includes parts for voice and various instruments. The music is in 4/4 time and consists of 11 measures. The voice part has lyrics: 'up it's time to get ready for breakfast and get yourself to school'. The instruments include two soprano recorders, soprano xylophone, alto xylophone, bass xylophone, maracas, guiro, triangle, and tambourine. The score is written on a grand staff with ten staves. The voice part is on the top staff, followed by two soprano recorder parts, three xylophone parts, and four percussion parts. The percussion parts include maracas, guiro, triangle, and tambourine. The score is divided into measures 6 through 11. The key signature is one flat (Bb) and the time signature is 4/4. The music is in a simple, easy-to-play style suitable for a school band.



# Three Easy Band Arrangements

Sheet 3

Descant Recorder and Voice

Name .....

## Wake Up Sleepyhead!

Kurt Hahn

1 2 3 4 5

Voice: Wake up Wake up Wake up Slee - py head Wake

Soprano Recorder 1: *pp* crescendo poco a poco

Soprano Recorder 2

6 7 8 9 10 11

Voice: up it's time to get rea - dy for break-fast and get your - self to school

Soprano Recorder 1

Soprano Recorder 2

The musical score is for the piece 'Wake Up Sleepyhead!' by Kurt Hahn. It is arranged for Voice, two Soprano Recorders, and a Descant Recorder. The piece is in 4/4 time and consists of 11 measures. The voice part has lyrics: 'Wake up Wake up Wake up Slee - py head Wake' (measures 1-5) and 'up it's time to get rea - dy for break-fast and get your - self to the school' (measures 6-11). The two Soprano Recorder parts play a simple accompaniment. The Descant Recorder part starts with a *pp* dynamic and a 'crescendo poco a poco' instruction. The score is divided into two systems, with measures 1-5 in the first system and measures 6-11 in the second system.



# Three Easy Band Arrangements

Sheet 4

Xylophones

Name .....

## Wake Up Sleepyhead!

Kurt Hahn

1 2 3 4 5

Soprano Xylophone

Alto Xylophone

Bass Xylophone

6 7 8 9 10 11

Soprano Xylophone

Alto Xylophone

Bass Xylophone



# Three Easy Band Arrangements

Sheet 5

Maracas and Guiro

Name .....

## Wake Up Sleepyhead!

Kurt Hahn

1 2 3 4 5

6 7 8 9 10 11

The musical score is arranged in two systems. Each system contains two staves: Maracas (top) and Guiro (bottom). Both staves are in 4/4 time. The Maracas staff uses a treble clef and contains a sequence of quarter notes with a 'V' symbol above them, indicating a shake. The Guiro staff uses a bass clef and contains a sequence of quarter notes with a 'V' symbol above them, indicating a scrape. The first system consists of five measures, numbered 1 to 5. The second system consists of six measures, numbered 6 to 11. The final measure (11) ends with a double bar line.



# Three Easy Band Arrangements

Sheet 6

Triangle and Tambourine

Name .....

## Wake Up Sleepyhead!

Kurt Hahn

1 2 3 4 5

Triangle  $\frac{4}{4}$

Tambourine  $\frac{4}{4}$

6 7 8 9 10 11

Triangle

Tambourine



# Three Easy Band Arrangements

Sheet 7

Sing with the Piano

Name .....

## Wake Up Sleepyhead!

1. Wake up  
2. Break-fast  
3. Stu - dy

Wake up  
Break-fast  
Stu - dy

(op - en your eyes)  
(don't for - get it)  
(do your home work)

Wake up  
Break - fast  
Stu - dy

Slee - py head. Wake  
Break - fast is so  
Stu - dy makes you

up  
good.  
wise.

it's  
Don't  
Con -

time  
miss  
si -

to  
it  
der

get  
try  
your

rea - dy  
porr - idge  
fut - ure

for  
have  
make

break - fast  
break - fast  
stu - dy

and  
you  
a

get  
need  
hab -

your - self  
it  
it

to  
for  
for




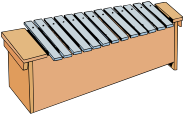





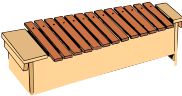
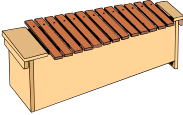
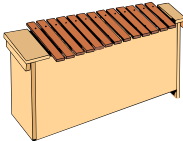

school .  
fuel.  
life.





# Three Easy Band Arrangements Help Sheet

1. Download and listen to the mp3 file.  
Instruments can be changed. Substitute with what you have on hand.
2. Practice clapping and counting beats  
Singing the songs helps to reinforce the timing.
2. Divide the class into instrument groups.  
Students working in small groups helps them to listen to each other and practice their timing as well as getting used to their instruments.

<b>Instruments used:</b>	 <b>Bongo Drums</b>	 <b>Castanets</b>	 <b>Cymbals</b>	 <b>Glockenspiel</b>	 <b>Güiro</b>
 <b>Handclaps</b>	 <b>Maracas</b>	 <b>Metallophone</b>	 <b>Soprano Recorder</b>	 <b>Snare Drum</b>	 <b>Tambourine</b>
 <b>Triangle</b>	 <b>Woodblock</b>	 <b>Soprano Xylophone</b>	 <b>Alto Xylophone</b>	 <b>Bass Xylophone</b>	 <b>Voice</b>