



Practice Boards

by Beatrice Wilder

The following sheets were originally meant to be printed out on stiff paper and laminated.

Students can then write on them using whiteboard markers.

They can also be printed out on paper and used as normal worksheets.

Copyright © Beatrice Wilder 2005
Published in 2005 by **Music Fun**

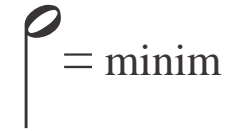
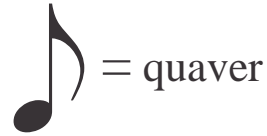
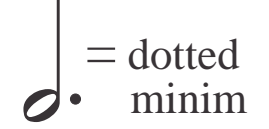
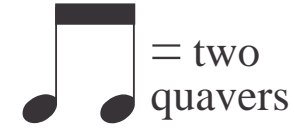
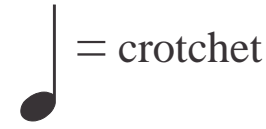
P.O. Box 342 Katoomba NSW 2780
19 Millyard Lane Katoomba 2780
Australia

Phone: (02) 4782 3073
Fax: (02) 4782 6362
Email: info@musicfun.com.au
Web: www.musicfun.com.au



Practice Board 1 - Notes

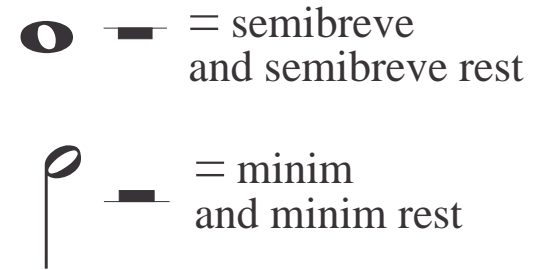
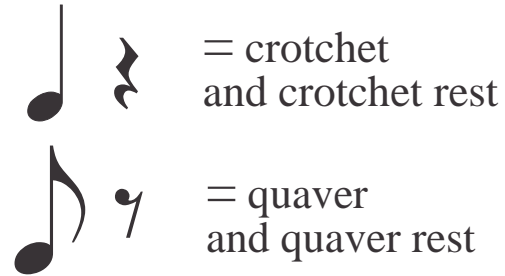
Trace the treble clef, bass clef, bracket and brace.
Trace the double bar lines and semibreve.
Trace and complete each note.
Copy each note exactly as it is onto the bass stave below.





Practice Board 2 - Rests

Each note has a matching rest.
Trace the bar lines brace and clefs.
Trace and complete each note and its rest.
Copy each notes and rests onto the bass stave below.





Practice Board 3 - Clefs

Complete these treble clefs. Make sure that they reach from the top line to the bottom line..


Complete these bass clefs.



Practice Board 4 - Signs

Trace and complete the notes and signs on the treble stave.
Copy them onto the bass stave.
Draw the notes and accidentals on different lines and spaces.

3/4 Time signature
(tells you how many beats there are in a bar of music)

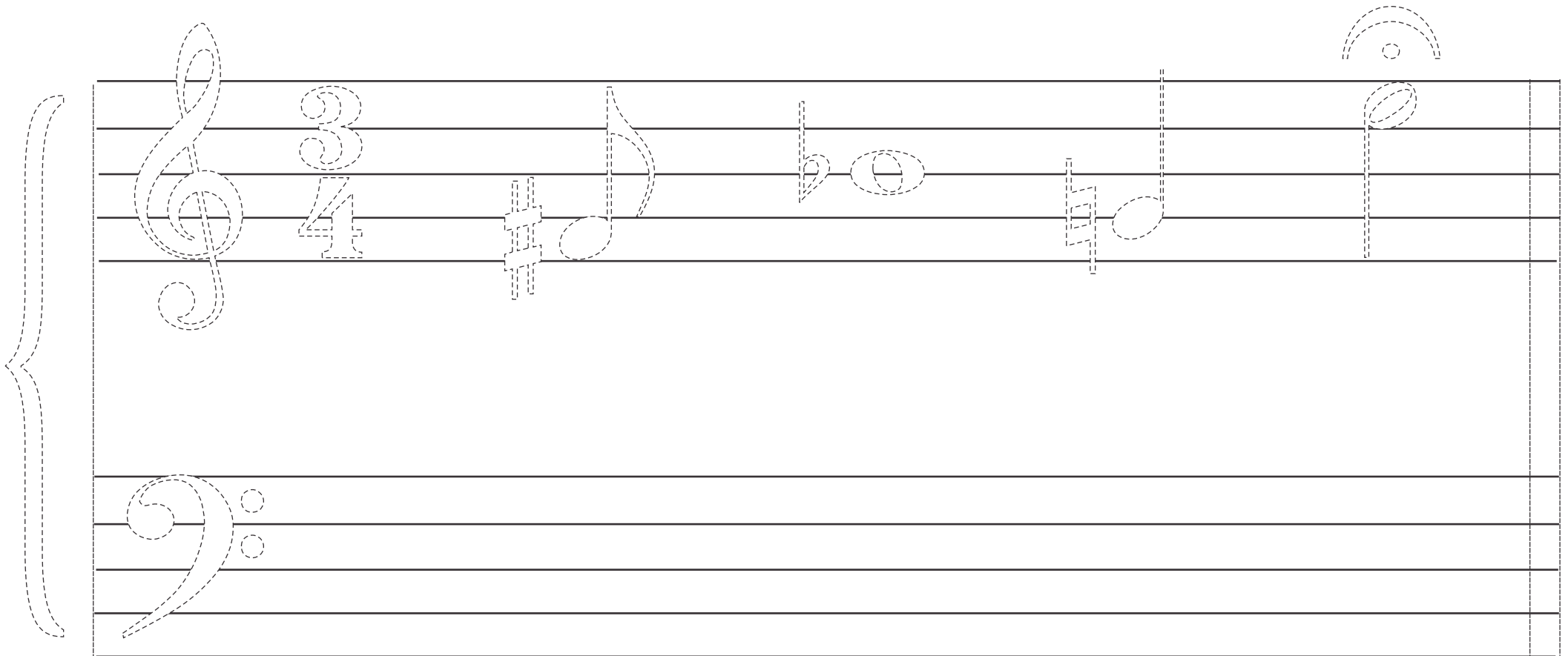
 Pause
(tells you to hold the note the note for a little longer)

Accidentals:

Sharp

b Flat


♮ Natural



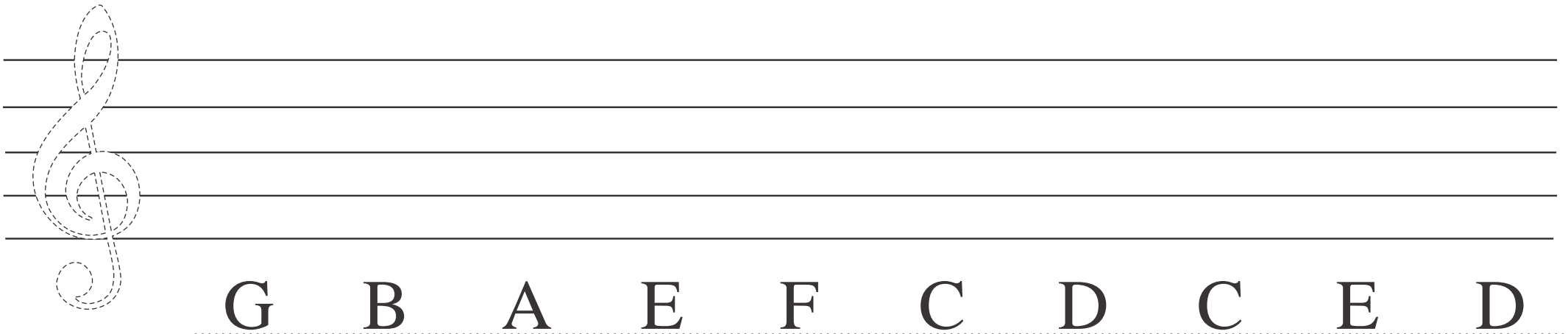
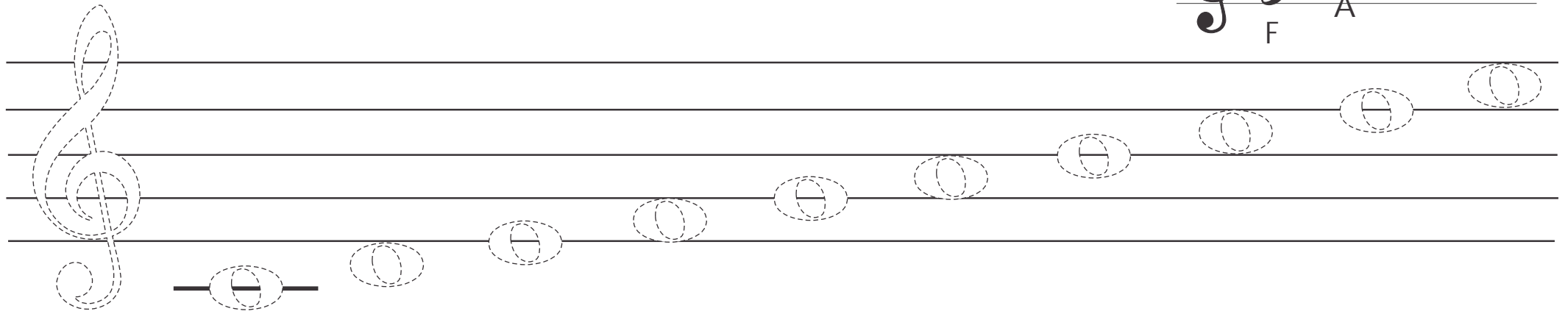



Practice Board 5 - Note Names

Trace and complete the notes on the treble stave.
Write the letter names under the notes
Draw the notes on the bottom stave making sure that no two notes are in the same position.



Every Good Boy Deserves Fruit





Practice Board 6 - Keyboard

Fill in the letter names of the notes in the treble and in the bass.

C

C D

Complete the keyboard and fill in the letter names of the keys.

Draw lines between the notes and their matching keys. Add two more notes in the treble and find their keys.

C