



# Croc Rock

## Easy school band arrangement

by Kurt Hahn

Instruments:

Voice

Glockenspiel

Soprano Recorders

Soprano Xylophone

Alto Xylophone

Piano

Woodblock

Guiro

Triangle

Tambourine

Cymbals

Side Drum

Tenor Drum

Copyright © Music Fun 2011  
Published in 2011 by **Music Fun**

19 Millyard Lane, Katoomba 2780  
P.O. Box 342 Katoomba 2780

Phone: 0438 439 984

Email: [info@musicfun.net.au](mailto:info@musicfun.net.au)  
Web: [www.musicfun.net.au](http://www.musicfun.net.au)

Please feel free to contact us with any questions about the copying and use of our worksheets in your school as well as information about Australia's current copyright provisions governing educational institutions.

Nearly all of our schools have licenses allowing them to copy and communicate material from our worksheets. If in doubt, please ask us.



**Croc Rock**  
Sheet 1  
Teacher's Score 1

Kurt Hahn

1 2 3 4 5

Voice

Rock rock rock with a croc rock rock rock with a croc rock but

Glockenspiel

Soprano Recorder

Soprano Recorder (optional)

Soprano Xylophone

Alto Xylophone

Piano

Woodblock

Guiro

Triangle

Tambourine

Cymbals

Side Drum

Tenor Drum



# Croc Rock

## Sheet 2

### Teacher's Score 2

Kurt Hahn

6 7 8 9

Voice

don't mock a croc keep an eye on the croc watch your hands and

Glockenspiel

Soprano Recorder

Soprano Recorder (optional)

Soprano Xylophone

Alto Xylophone

Piano

Woodblock

Guiro

Triangle

Tambourine

Cymbals

Side Drum

Tenor Drum



# Croc Rock

## Sheet 3

### Teacher's Score 3

Kurt Hahn

10 11 1. 12 2. 13

Voice

watch your feet when you rock with a croc croc can be a nas - ty beast rock with a croc.

Glockenspiel

Soprano Recorder

Soprano Recorder (optional)

Soprano Xylophone

Alto Xylophone

Piano

Woodblock

Guiro

Triangle

Tambourine

Cymbals

Side Drum

Tenor Drum



# Croc Rock

## Sheet 4

Name .....

Kurt Hahn

## Voice

1 2 3 4 5

Rock rock rock with a croc rock rock rock with a croc rock but

6 7 8 9

don't mock a croc keep an eye on the croc watch your hands and

10 11 12 13

watch your feet when you rock with a croc

1. 2.

croc can be a nas - ty beast rock with a croc.

## Glockenspiel

1 2 3 4 5

6 7 8 9

10 11 12 13

1. 2.



# Croc Rock

## Sheet 5

Name .....

Kurt Hahn

# Soprano Recorders

1 2 3 4 5

Two staves of music in 4/4 time. The top staff is for Soprano Recorder and the bottom staff is for Alto Recorder. Measures 1-5 are shown. Measures 1, 3, and 5 have a whole note in the soprano and a half note in the alto. Measures 2 and 4 have a quarter note in the soprano and a half note in the alto. Measures 2, 4, and 5 have a quarter rest in the soprano and a half note in the alto.

6 7 8 9

Two staves of music in 4/4 time. The top staff is for Soprano Recorder and the bottom staff is for Alto Recorder. Measures 6-9 are shown. Measures 6 and 8 have a quarter note in the soprano and a half note in the alto. Measures 7 and 9 have a quarter rest in the soprano and a half note in the alto.

10 11 12 13

Two staves of music in 4/4 time. The top staff is for Soprano Recorder and the bottom staff is for Alto Recorder. Measures 10-13 are shown. Measures 10 and 11 have a quarter note in the soprano and a half note in the alto. Measures 12 and 13 have a quarter rest in the soprano and a half note in the alto. Measures 12 and 13 are marked with a first ending bracket and a repeat sign.



# Croc Rock

## Sheet 6

Name .....

Kurt Hahn

# Xylophones

## Soprano and Alto

1 2 3 4 5

6 7 8 9

10 11 12 13

1. 2.





# Croc Rock

## Sheet 7

Name .....

Kurt Hahn

# Piano

1 2 3 4 5

Musical notation for measures 1-5. The piece is in 4/4 time. The right hand plays chords on the first and third beats of each measure, while the left hand plays a steady eighth-note bass line.

6 7 8 9

Musical notation for measures 6-9. The right hand continues with chords, and the left hand maintains the eighth-note bass line.

10 11 12 13

1. 2.

Musical notation for measures 10-13. Measures 10 and 11 continue the previous pattern. Measure 12 is the first ending, ending with a repeat sign. Measure 13 is the second ending, featuring a more active right-hand melody and a syncopated bass line.



# Croc Rock

## Sheet 8

Name .....

Kurt Hahn

# Percussion

1 2 3 4 5

Woodblock

Guiro

Triangle

Tambourine

Cymbals

6 7 8 9

Woodblock

Guiro

Triangle

Tambourine

Cymbals

10 11 1. 12 2. 13

Woodblock

Guiro

Triangle

Tambourine

Cymbals



Name .....

Kurt Hahn

# Drums

## Side Drum - Tenor Drum

1 2 3 4 5

6 7 8 9

10 11 1. 12 2. 13


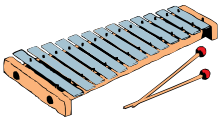
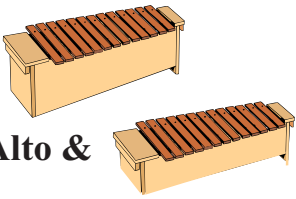









The drum notation is written on two staves. The top staff is for the Side Drum (red notes) and the bottom staff is for the Tenor Drum (blue notes). The time signature is 4/4. The notation consists of 13 measures. Measures 1-11 show a continuous pattern of eighth notes. Measures 12 and 13 show a final pattern with a double bar line and repeat signs.



## Croc Rock Help Sheet

1. Download and listen to the mp3 file.  
Visit our website: [www.musicfun.com.au](http://www.musicfun.com.au)  
Or ask us to email you the link.
2. Practice clapping and counting beats.  
Singing the songs helps students with the timing.
3. Divide the class into instrument groups.  
Students working in small groups helps them to listen to each other and practice their timing as well as getting used to their instruments.  
Let all your students share in playing.  
It's not that important how many musicians are used to play individual instruments.
4. Experiment with different instruments.  
Some instruments can be substituted and some can be used in conjunction with the ones recommended.  
Let your ear be your guide.

### Instruments used:

 <b>Voice</b>	 <b>Glockenspiel</b>	 <b>Alto &amp; Soprano Xylophones</b>	 <b>Cymbals</b>
 <b>Soprano Recorder</b>	 <b>Woodblock</b>	 <b>Triangle</b>	 <b>Tambourine</b>
 <b>Guiro</b>	 <b>Piano</b>	 <b>Snare Drum</b> (also called a Side Drum)	 <b>Tenor Drum</b>